

SH

ESSENTIAL



## INDICE

### **CERNIERE SH ESSENTIAL SH ESSENTIAL HINGES**

pag. 05

Cerniere STANDARD SH Essential  
SH Essential STANDARD hinges

pag. 06

Cerniere Ø26 SH Essential  
SH Essential Ø26 hinges

pag. 16

Cerniere CLIP Soft Closing SH Essential  
SH Essential CLIP Soft Closing hinges

pag. 22

Cerniere SLIDE ON Soft Closing SH Essential  
SH Essential SLIDE ON Soft Closing hinges

pag. 26

### **CERNIERE SH UFFICIO SH OFFICE HINGES**

pag. 29

### **SCORREVOLI SH ESSENTIAL SH ESSENTIAL SLIDING SYSTEMS**

pag. 35

Scorrevole EVOLUTION SH Essential  
SH Essential Sliding Systems EVOLUTION

pag. 36

Scorrevole EVO2 SH Essential  
SH Essential Sliding Systems EVO2

pag. 38

Scorrevole BRIDGE500/600 SH Essential  
SH Essential Sliding Systems BRIDGE500/600

pag. 40

Scorrevole SLIDE25 SH Essential  
SH Essential Sliding Systems SLIDE25

pag. 44

Scorrevole SLIDE40 SH Essential  
SH Essential Sliding Systems SLIDE40

pag. 46

Scorrevole ANTONE FAI DA TE SH Essential  
SH Essential Sliding Systems DIY DOOR

pag. 48

### **PROFILI SH ESSENTIAL SH ESSENTIAL PROFILE**

pag. 51

Profili FAI DA TE SH Essential  
SH Essential DIY Profile

pag. 52

Profili ANTA SH Essential  
SH Essential DOOR Profile


pag. 56

Profili MANIGLIA SH Essential  
SH Essential HANDLE Profile

pag. 58

### **LINEA FERRAMENTA SH ESSENTIAL SH ESSENTIAL HARDWARE LINE**

pag. 64

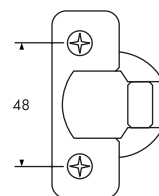
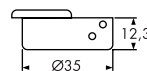
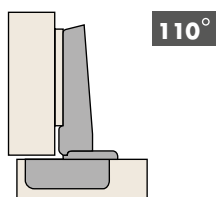


**SH** System Holz



**CERNIERE SH ESSENTIAL**  
*SH ESSENTIAL HINGES*

COLLO BASSO / *Overlay Door* **SERIE 360**



<b>361310</b>	<b>250 pz</b>	<b>361310C</b>	<b>250 pz</b>
---------------	---------------	----------------	---------------

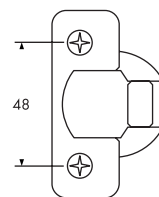
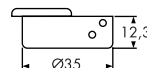
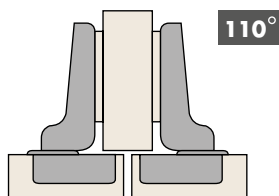


<b>361310/2</b>	<b>250 pz</b>	<b>361310/2C</b>	<b>250 pz</b>
-----------------	---------------	------------------	---------------



<b>361510</b>	<b>250 pz</b>	<b>361510C</b>	<b>250 pz</b>
---------------	---------------	----------------	---------------

COLLO MEDIO / *Half Overlay Door* **SERIE 360**



<b>362310</b>	<b>250 pz</b>	<b>362310C</b>	<b>250 pz</b>
---------------	---------------	----------------	---------------

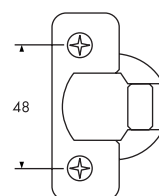
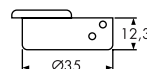
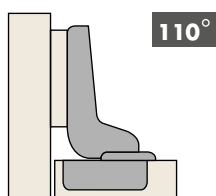


<b>362310/2</b>	<b>250 pz</b>	<b>362310/2C</b>	<b>250 pz</b>
-----------------	---------------	------------------	---------------



<b>362510</b>	<b>250 pz</b>	<b>362510C</b>	<b>250 pz</b>
---------------	---------------	----------------	---------------

COLLO ALTO / *Inset Door* **SERIE 360**



<b>363310</b>	<b>250 pz</b>	<b>363310C</b>	<b>250 pz</b>
---------------	---------------	----------------	---------------



<b>363310/2</b>	<b>250 pz</b>	<b>363310/2C</b>	<b>250 pz</b>
-----------------	---------------	------------------	---------------

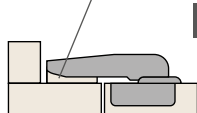


<b>363510</b>	<b>250 pz</b>	<b>363510C</b>	<b>250 pz</b>
---------------	---------------	----------------	---------------

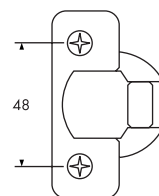
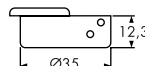
ANTE IN LINEA / Crampon Hinge **SERIE 370**



con base speciale / with special mounting plate



92°



**374310 250 pz**

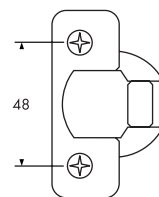
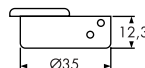
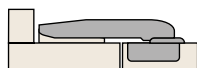


**374310/2 250 pz**

ANTE IN LINEA / Crampon Hinge **SERIE 370**



92°



**378310 200 pz**

**378310C 200 pz**



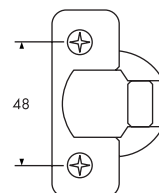
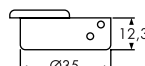
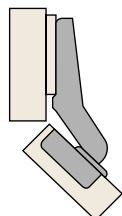
**378310/2 200 pz**

**378310/2C 200 pz**

ANTE A 45° / 45° Angle Door **SERIE 370**



92°



**375310 250 pz**

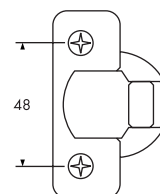
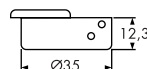
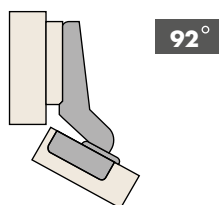
**375310C 250 pz**



**375310/2 250 pz**

**375310/2C 250 pz**

ANTE A 30° / 30° Angle Door **SERIE 370**

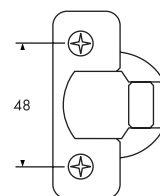
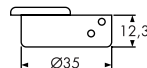
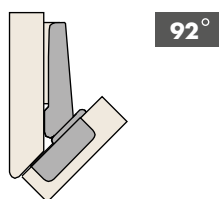


<b>376310</b>	<b>250 pz</b>	<b>376310C</b>	<b>250 pz</b>
---------------	---------------	----------------	---------------



<b>376310/2</b>	<b>250 pz</b>	<b>376310/2C</b>	<b>250 pz</b>
-----------------	---------------	------------------	---------------

ANTE A -45° / -45° Angle Door **SERIE 370**

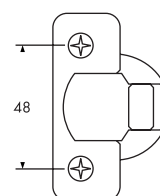
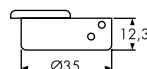
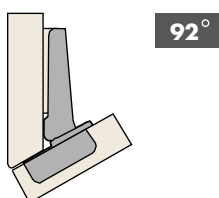


<b>37A310</b>	<b>250 pz</b>	<b>37A310C</b>	<b>250 pz</b>
---------------	---------------	----------------	---------------



<b>37A310/2</b>	<b>250 pz</b>	<b>37A310/2C</b>	<b>250 pz</b>
-----------------	---------------	------------------	---------------

ANTE A -30° / -30° Angle Door **SERIE 370**



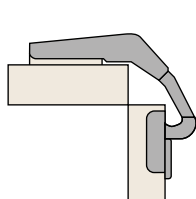
<b>37B310</b>	<b>250 pz</b>	<b>37B310C</b>	<b>250 pz</b>
---------------	---------------	----------------	---------------



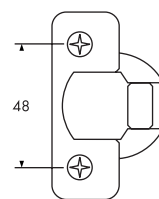
<b>37B310/2</b>	<b>250 pz</b>	<b>37B310/2C</b>	<b>250 pz</b>
-----------------	---------------	------------------	---------------



ANGOLI SPECIALI / Special Corner **SERIE 370**



60°



**379910**    **200 pz**

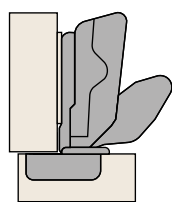
**379910C**    **200 pz**



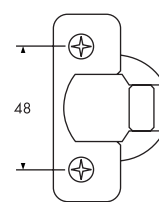
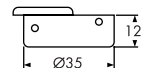
**379910/2**    **200 pz**

**379910/2C**    **200 pz**

COLLO BASSO / Overlay Door **SERIE 340**



177°



**341310**    **100 pz**

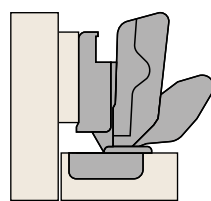
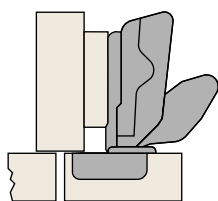
**341310C**    **100 pz**



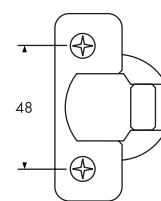
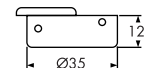
**341310/2**    **100 pz**

**341310/2C**    **100 pz**

COLLO MEDIO / Half Overlay Door **SERIE 340**



177°



**342310**    **100 pz**

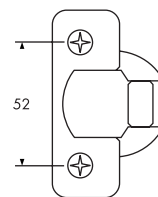
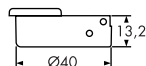
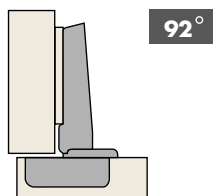
**342310C**    **100 pz**



**342310/2**    **100 pz**

**342310/2C**    **100 pz**

COLLO BASSO / *Overlay Door* **SERIE 500**

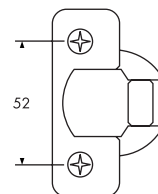
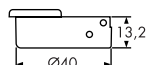
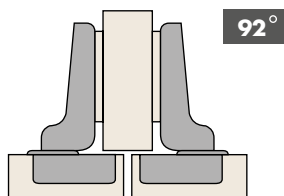


<b>501210</b>	<b>250 pz</b>	<b>501210C</b>	<b>250 pz</b>
---------------	---------------	----------------	---------------



<b>501210/2</b>	<b>250 pz</b>	<b>501210/2C</b>	<b>250 pz</b>
-----------------	---------------	------------------	---------------

COLLO MEDIO / *Half Overlay Door* **SERIE 500**

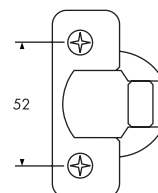
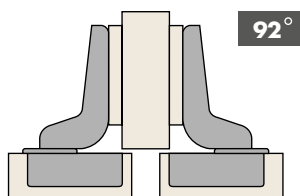


<b>502210</b>	<b>250 pz</b>	<b>502210C</b>	<b>250 pz</b>
---------------	---------------	----------------	---------------



<b>502210/2</b>	<b>250 pz</b>	<b>502210/2C</b>	<b>250 pz</b>
-----------------	---------------	------------------	---------------

COLLO MEDIO ALTO / *Half Overlay Door* **SERIE 500**

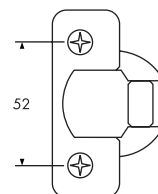
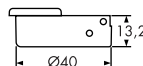
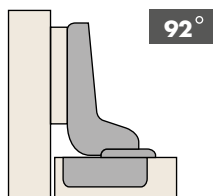








<b>503210</b>	<b>250 pz</b>	<b>503210C</b>	<b>250 pz</b>
---------------	---------------	----------------	---------------



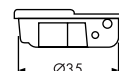
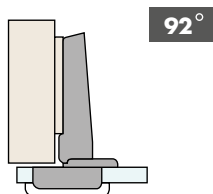
<b>503210/2</b>	<b>250 pz</b>	<b>503210/2C</b>	<b>250 pz</b>
-----------------	---------------	------------------	---------------

COLLO ALTO / *Inset Door* **SERIE 500**



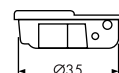
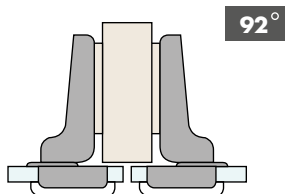
			
	<b>507210</b> <b>200 pz</b>	<b>507210C</b> <b>200 pz</b>	
	<b>507210/2</b> <b>200 pz</b>	<b>507210/2C</b> <b>200 pz</b>	

COLLO BASSO / *Overlay Door* **SERIE 380**



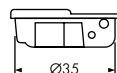
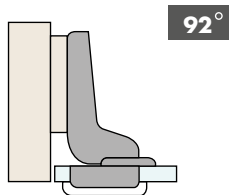
			
	<b>381418</b> <b>250 pz</b>	<b>381418C</b> <b>250 pz</b>	

COLLO MEDIO / *Half Overlay Door* **SERIE 380**



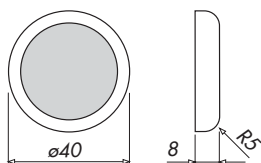
			
	<b>382418</b> <b>250 pz</b>	<b>382418C</b> <b>250 pz</b>	


COLLO ALTO / Inset Door **SERIE 380**

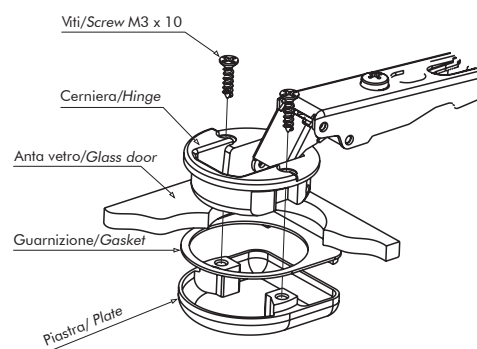


	<b>383418</b>	<b>250 pz</b>		<b>383418C</b>	<b>250 pz</b>
---	---------------	---------------	---	----------------	---------------

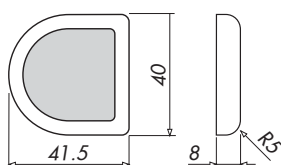
PIASTRE / Plates **SERIE 380**




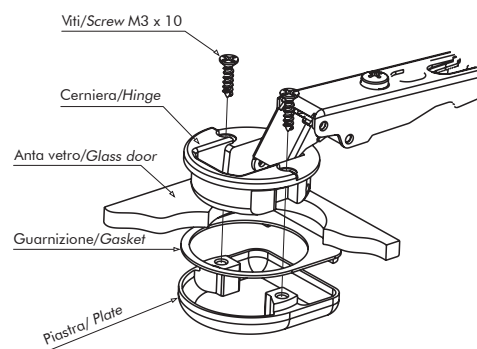
	<b>38PT1S</b>	CROMO SATINATO / <i>Matt Chrome</i>	<b>500</b>
	<b>38PT6S</b>	ORO SATINATO / <i>Matt Gold</i>	<b>500</b>
	<b>38PT7S</b>	NERO SATINATO / <i>Matt Black</i>	<b>500</b>



PIASTRE / Plates **SERIE 380**



	<b>38PS1S</b>	CROMO SATINATO / <i>Matt Chrome</i>	<b>500</b>
	<b>38PS6S</b>	ORO SATINATO / <i>Matt Gold</i>	<b>500</b>
	<b>38PS7S</b>	NERO SATINATO / <i>Matt Black</i>	<b>500</b>



## SOFT CLOSING V231 V236



**000V231----**2

Ammortizzatore / Damper **Ø10x55,5mm**



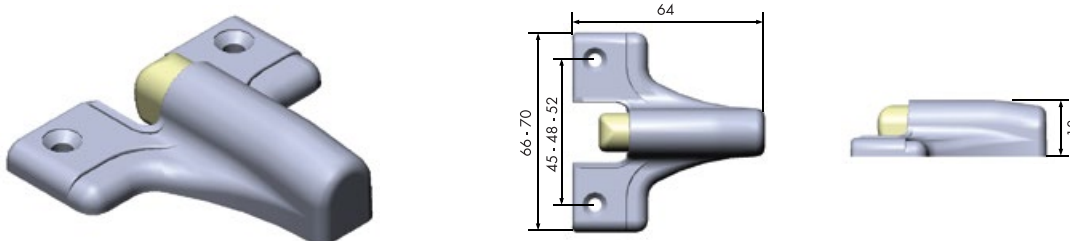
**200**

**000V236----**2

Base per montaggio ammortizzatore / Mounting plate for damper

**200**

## SOFT CLOSING V230



**000V230-45-1**

Interasse / Hole Distance **45mm**

NICHELATO / Nickel-plated

**200**

**000V230-48-1**

Interasse / Hole Distance **48mm**

NICHELATO / Nickel-plated

**200**

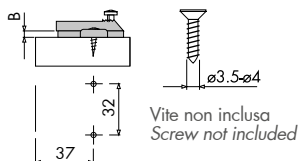
**000V230-52-1**

Interasse / Hole Distance **52mm**

NICHELATO / Nickel-plated

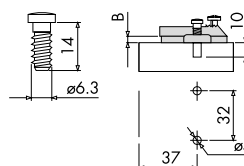
**200**

## 9929/LR



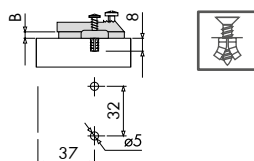

B			
2	992912/LR	ACCIAIO / Steel	1000
4	992914/LR	ACCIAIO / Steel	1000
6	992916/LR	ACCIAIO / Steel	1000
8	992918/LR	ACCIAIO / Steel	500
10	9929110/R	ZAMA / Zamak	500
14	9929114/R	ZAMA / Zamak	500

## 9929/LE



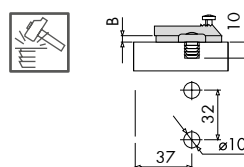
B			
2	992912/LE	ACCIAIO / Steel	500
4	992914/LE	ACCIAIO / Steel	500
6	992916/LE	ACCIAIO / Steel	500
8	992918/LE	ACCIAIO / Steel	500
10	9929110/E	ZAMA / Zamak	500
14	9929114/E	ZAMA / Zamak	500

## 9929/LR5



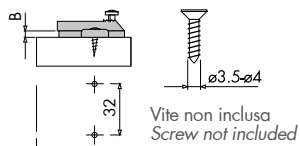
B			
2	992912/LR5	ACCIAIO / Steel	500
4	992914/LR5	ACCIAIO / Steel	500
6	992916/LR5	ACCIAIO / Steel	500
8	992918/LR5	ACCIAIO / Steel	500
10	9929110/R5	ZAMA / Zamak	500
14	9929114/R5	ZAMA / Zamak	500

## 9929/LR10



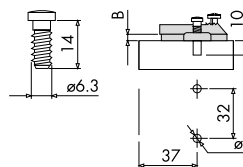
B			
2	992912/LR10	ACCIAIO / Steel	500
4	992914/LR10	ACCIAIO / Steel	500
6	992916/LR10	ACCIAIO / Steel	500
8	992918/LR10	ACCIAIO / Steel	500
10	9929110/R10	ZAMA / Zamak	500
14	9929114/R10	ZAMA / Zamak	500

## 9935/LR



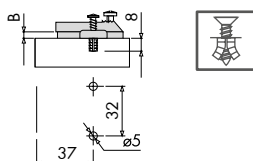
B			
3	993513/LR	ACCIAIO / Steel	1000
4	993514/LR	ACCIAIO / Steel	1000
6	993516/LR	ACCIAIO / Steel	1000
8	993518/LR	ACCIAIO / Steel	1000

## 9935/LE



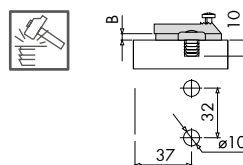
B			
3	993513/LE	ACCIAIO / Steel	500
4	993514/LE	ACCIAIO / Steel	500
6	993516/LE	ACCIAIO / Steel	500
8	993518/LE	ACCIAIO / Steel	500

## 9935/LR5



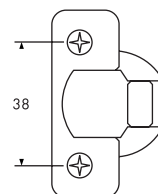
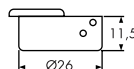
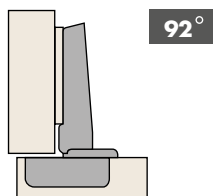
B			
3	993513/LR5	ACCIAIO / Steel	500
4	993514/LR5	ACCIAIO / Steel	500
6	993516/LR5	ACCIAIO / Steel	500
8	993518/LR5	ACCIAIO / Steel	500

## 9935/LR10



B			
3	993513/LR10	ACCIAIO / Steel	500
4	993514/LR10	ACCIAIO / Steel	500
6	993516/LR10	ACCIAIO / Steel	500
8	993518/LR10	ACCIAIO / Steel	500

COLLO BASSO / *Overlay Door* **SERIE 310**

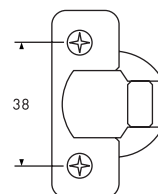
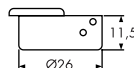
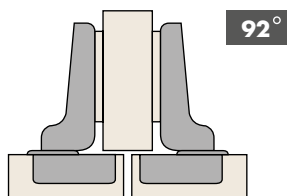


**311310-38 500 pz**



**311310-38/2 500 pz**

COLLO MEDIO / *Half Overlay Door* **SERIE 310**

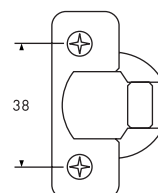
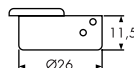
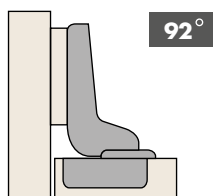


**312310-38 500 pz**



**312310-38/2 500 pz**

COLLO ALTO / *Inset Door* **SERIE 310**



**313310-38 500 pz**



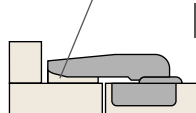
**313310-38/2 500 pz**



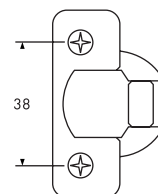
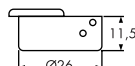
ANTE IN LINEA / Crampon Hinge **SERIE 310**



con base speciale / with special mounting plate



92°

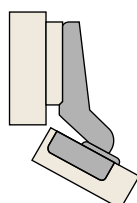


**314310-38 500 pz**

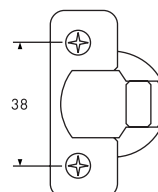
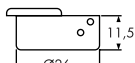


**314310-38/2 500 pz**

ANTE A 30° / 30° Angle Door **SERIE 310**



92°

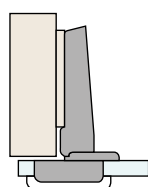


**316310-38 500 pz**



**316310-38/2 500 pz**

COLLO BASSO / Overlay Door **SERIE 310v**

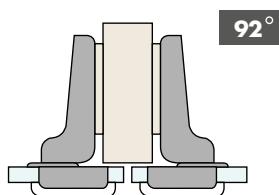


92°

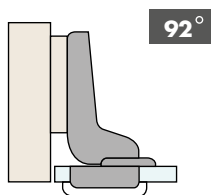


**311418 500 pz**

COLLO MEDIO / Half Overlay Door **SERIE 310v**



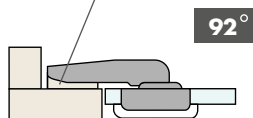
COLLO ALTO / Inset Door **SERIE 310v**



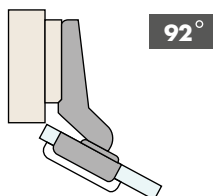
ANTE IN LINEA / Crampon Hinge **SERIE 310v**



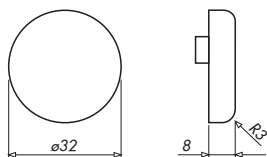
con base speciale / with special mounting plate



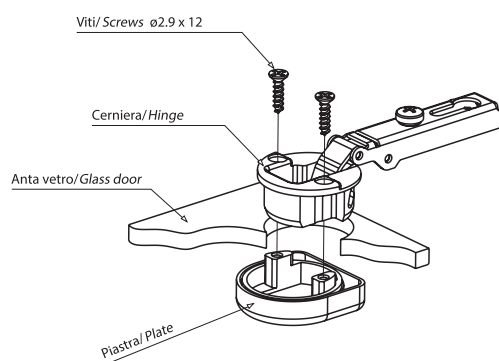
ANTE A 30° / 30° Angle Door **SERIE 310v**



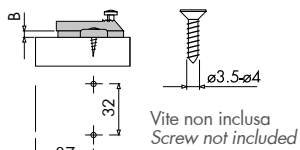
PIASTRE / Plates **SERIE 310v**



<b>31PT1L</b>	CROMO LUCIDO / <i>Bright Chrome</i>	<b>500</b>
<b>31PT6L</b>	ORO LUCIDO / <i>Bright Gold</i>	<b>500</b>
<b>31PT7L</b>	NERO LUCIDO / <i>Bright Black</i>	<b>500</b>

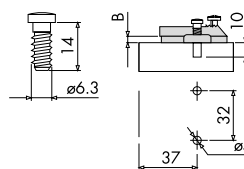


## 9912/LR



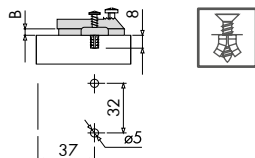
<b>B</b>		
<b>2</b>	<b>991212/LR</b>	ACCIAIO / Steel
<b>5</b>	<b>991215/LR</b>	ACCIAIO / Steel
		<b>1000</b>

## 9912/LE



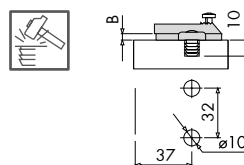
<b>B</b>		
<b>2</b>	<b>991212/LE</b>	ACCIAIO / Steel
<b>5</b>	<b>991215/LE</b>	ACCIAIO / Steel
		<b>500</b>

## 9912/LR5



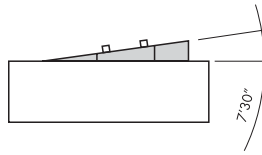
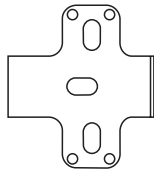
<b>B</b>		
<b>2</b>	<b>991212/LR5</b>	ACCIAIO / Steel
<b>5</b>	<b>991215/LR5</b>	ACCIAIO / Steel
		<b>500</b>

## 9912/LR10



<b>B</b>		
<b>2</b>	<b>991212/LR10</b>	ACCIAIO / Steel
<b>5</b>	<b>991215/LR10</b>	ACCIAIO / Steel
		<b>500</b>

## 02NH023



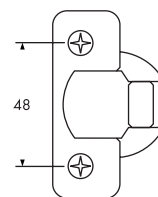
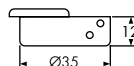
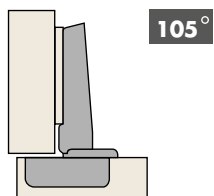
**02NH023**

SPESSORE SOTTOBASE INCLINATO / *Inclined plate 7,5°*



**500**

COLLO BASSO / *Overlay Door* CLIPSOFT

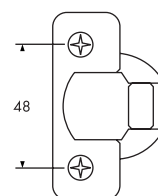
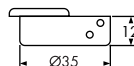
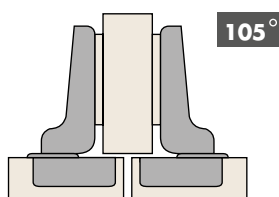


**E61310AB** 100 pz



**E61310AB/2** 100 pz

COLLO MEDIO / *Half Overlay Door* CLIPSOFT

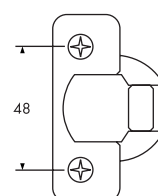
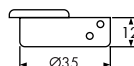
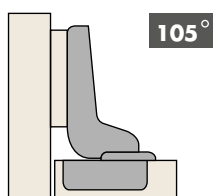


**E62310AB** 100 pz



**E62310AB/2** 100 pz

COLLO ALTO / *Inset Door* CLIPSOFT

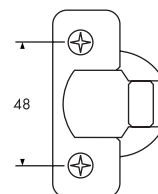
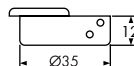
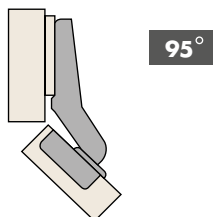


**E63310AB** 100 pz



**E63310AB/2** 100 pz

ANTE A 45° / 45° Angle Door CLIPSOFT

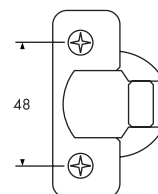
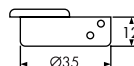
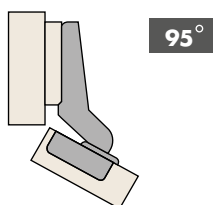


**E75310A** 100 pz



**E75310A/2** 100 pz

ANTE A 30° / 30° Angle Door CLIPSOFT

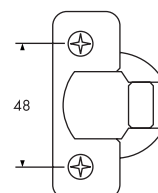
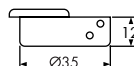
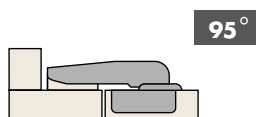


**E76310A** 100 pz



**E76310A/2** 100 pz

BRACCIO IN LINEA / Crampon Hinge CLIPSOFT

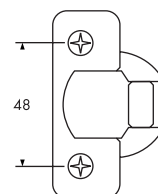
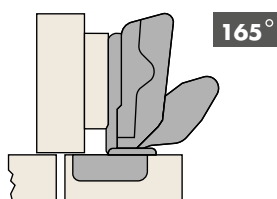


**E78310AN** 100 pz



**E78310A/2N** 100 pz

ANTE A 180° / 180° Door CLIPSOFT



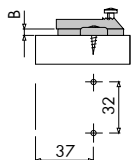
**E41310AN** 100 pz



**E41310A/2N** 100 pz

BASI PER CERNIERE SOFTCLOSING CLIPSOFT  
Mounting Plates for Softclosing Hinges CLIPSOFT

**E935A/LRN**

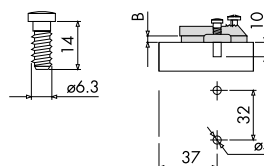


Vite non inclusa  
Screw not included



<b>0</b>	<b>E93510A/LRN</b>	ACCIAIO / Steel	<b>500</b>
<b>2</b>	<b>E93512A/LRN</b>	ACCIAIO / Steel	<b>500</b>
<b>4</b>	<b>E93514A/LRN</b>	ACCIAIO / Steel	<b>500</b>

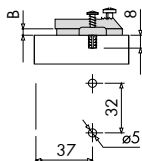
**E935A/LEN**



<b>0</b>	<b>E93510A/LEN</b>	ACCIAIO / Steel	<b>500</b>
<b>2</b>	<b>E93512A/LEN</b>	ACCIAIO / Steel	<b>500</b>
<b>4</b>	<b>E93514A/LEN</b>	ACCIAIO / Steel	<b>500</b>

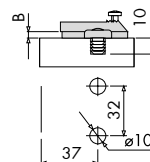


## E935A/LR5N



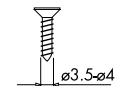
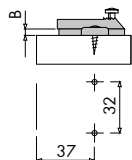
B			
0	E93510A/LR5N	ACCIAIO / Steel	500
2	E93512A/LR5N	ACCIAIO / Steel	500
4	E93514A/LR5N	ACCIAIO / Steel	500

## E935A/LR10N



B			
0	E93510A/LR10	ACCIAIO / Steel	500
2	E93512A/LR10	ACCIAIO / Steel	500

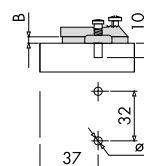
## E931A/LR



Vite non inclusa  
Screw not included

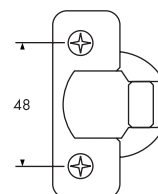
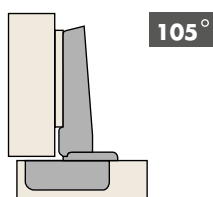
B			
0	E93110A/LR	ACCIAIO / Steel	500
2	E93112A/LR	ACCIAIO / Steel	500
4	E93114A/LR	ACCIAIO / Steel	500

## E931A/LE



B			
0	E93110A/LE	ACCIAIO / Steel	500
2	E93112A/LE	ACCIAIO / Steel	500
4	E93114A/LE	ACCIAIO / Steel	500

COLLO BASSO / *Overlay Door* SLIDESOFT



**E61310AS \*** 100 pz

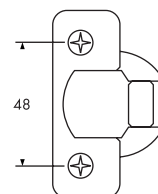
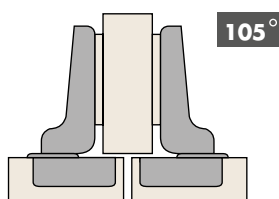


**E61310AS/2** 100 pz

\* Disponibile senza soft closing (cod. XXXXXXNAS)

\* Available without soft closing (cod. XXXXXXNAS)

COLLO MEDIO / *Half Overlay Door* SLIDESOFT



**E62310AS \*** 100 pz

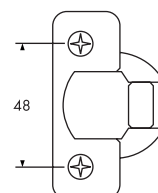
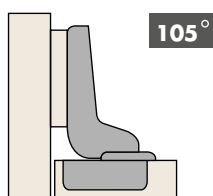


**E62310AS/2** 100 pz

\* Disponibile senza soft closing (cod. XXXXXXNAS)

\* Available without soft closing (cod. XXXXXXNAS)

COLLO ALTO / *Inset Door* SLIDESOFT



**E63310AS \*** 100 pz

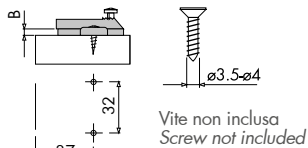


**E63310AS/2** 100 pz

\* Disponibile senza soft closing (cod. XXXXXXNAS)

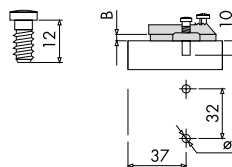
\* Available without soft closing (cod. XXXXXXNAS)

## E929AS/LR



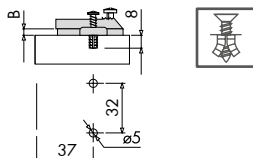
B			
0	<b>E92910AS/LR</b>	ACCIAIO / Steel	500
2	<b>E92912AS/LR</b>	ACCIAIO / Steel	500
4	<b>E92914AS/LR</b>	ACCIAIO / Steel	500

## E929AS/LE




B			
0	<b>E92910AS/LE</b>	ACCIAIO / Steel	500
2	<b>E92912AS/LE</b>	ACCIAIO / Steel	500
4	<b>E92914AS/LE</b>	ACCIAIO / Steel	500

## E929AS/LR5



B			
0	<b>E92910AS/LR5</b>	ACCIAIO / Steel	500
2	<b>E92912AS/LR5</b>	ACCIAIO / Steel	500
4	<b>E92914AS/LR5</b>	ACCIAIO / Steel	500

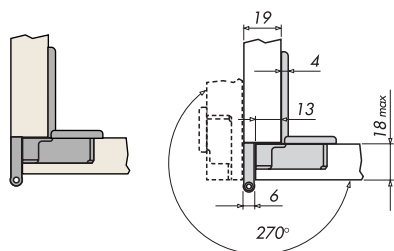
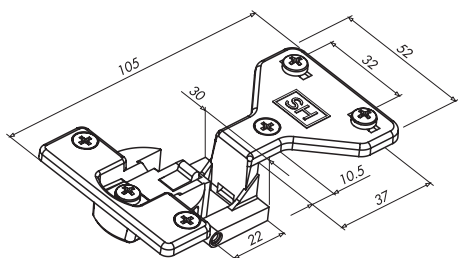


**SH** System Holz



**CERNIERE SH UFFICIO**  
*SH OFFICE HINGES*

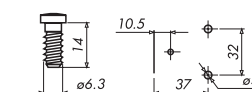
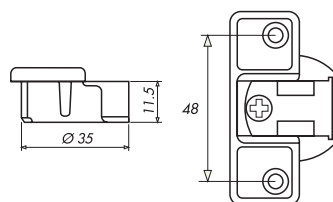
SORMONTO 13mm / Overlay 13mm **SERIE 700**



GABBIA / Cup



BRACCIO CERNIERA  
Hinge arm



**73101S/E**

CERNIERA SINGOLA / Single Hinge



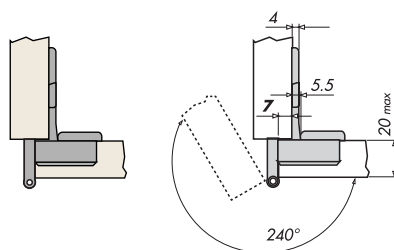
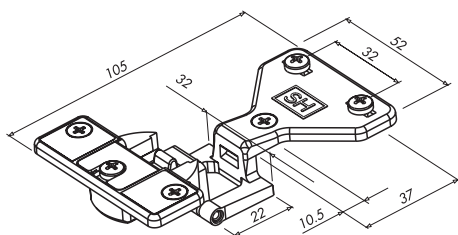
**200**

**C70348-1**

GABBIA PER CERNIERA / Hinge Cup

**200**

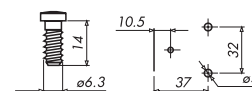
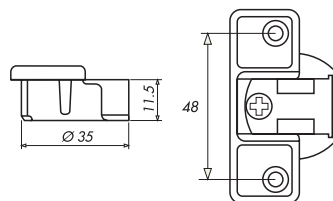
SORMONTO 7mm / Overlay 7mm **SERIE 600**



GABBIA / Cup



BRACCIO CERNIERA  
Hinge arm



**63001S/E**

CERNIERA SINGOLA / Single Hinge



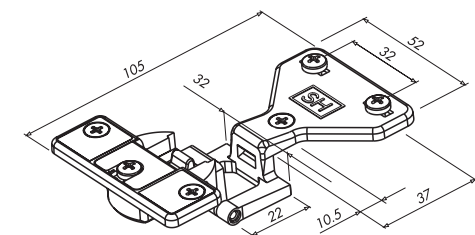
**200**

**C60348-1**

GABBIA PER CERNIERA / Hinge Cup

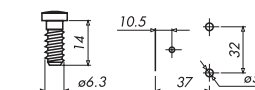
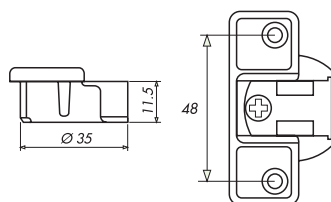
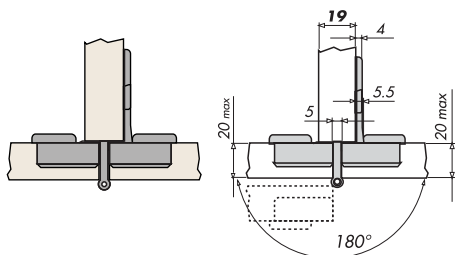
**200**

SORMONTO 7mm / Overlay 7mm **SERIE 600**



GABBIA / Cup

BRACCIO CERNIERA  
Hinge arm



**63001D/E**

CERNIERA DOPPIA / Double Hinge

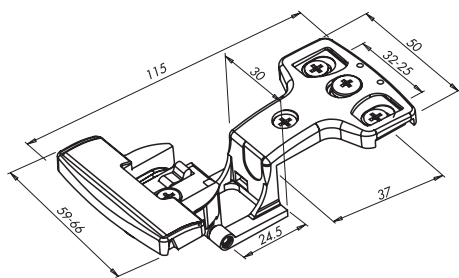
**100**

**C60348-1**

GABBIA PER CERNIERA / Hinge Cup

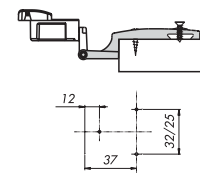
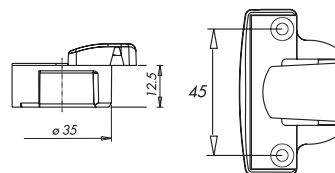
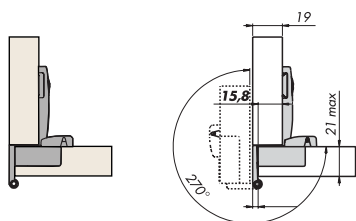
**200**

SORMONTO 15,8mm / Overlay 15,8mm **SERIE 200**



GABBIA / Cup

BRACCIO CERNIERA  
Hinge arm



**23101S**

CERNIERA SINGOLA / Single Hinge

**200**

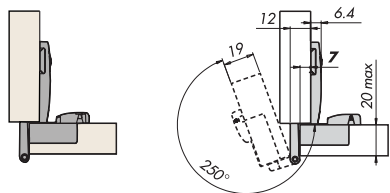
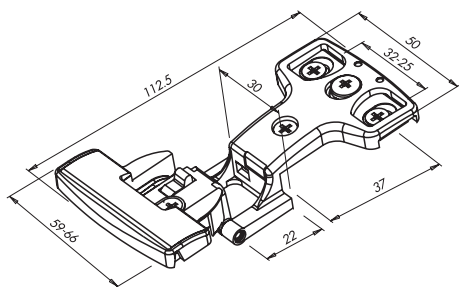
**C20345-1**

GABBIA PER CERNIERA / Hinge Cup

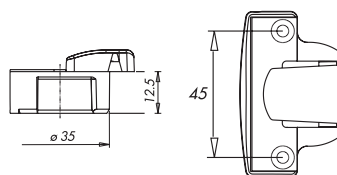
**200**



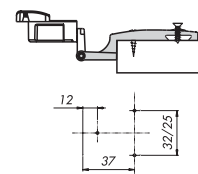
SORMONTO 7mm / Overlay 7mm **SERIE 200**



GABBIA / Cup



BRACCIO CERNIERA  
Hinge arm



**23201S**

CERNIERA SINGOLA / Single Hinge



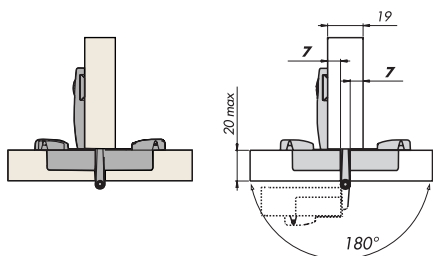
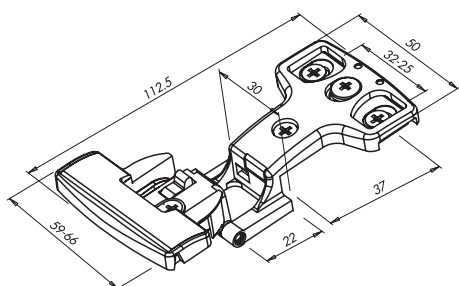
**200**

**C20345-1**

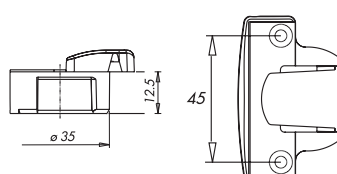
GABBIA PER CERNIERA / Hinge Cup

**200**

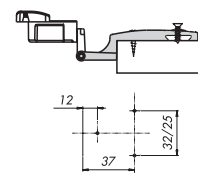
SORMONTO 7mm / Overlay 7mm **SERIE 200**



GABBIA / Cup



BRACCIO CERNIERA  
Hinge arm



**23201D**

CERNIERA DOPPIA / Double Hinge



**100**

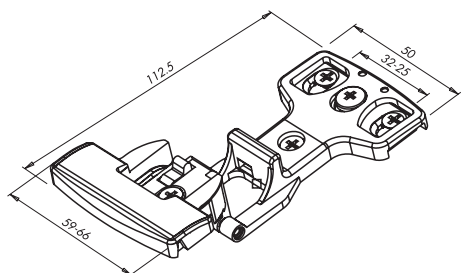
**C20345-1**

GABBIA PER CERNIERA / Hinge Cup

**200**



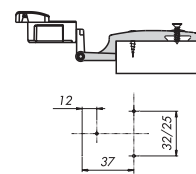
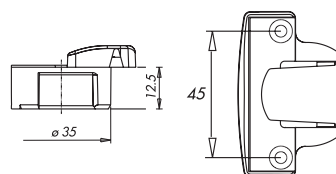
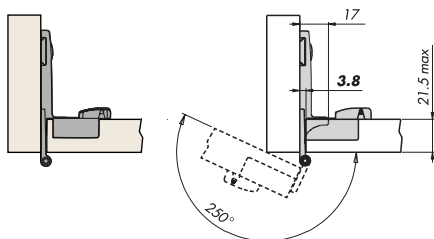
ANTA IN LUCE 3mm / Inset Door 3mm **SERIE 200**



GABBIA / Cup



BRACCIO CERNIERA  
Hinge arm



**233015**

CERNIERA SINGOLA / Single Hinge



**200**

**C20345-1**

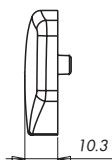
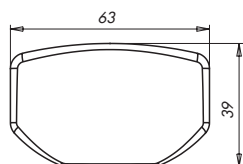
GABBIA PER CERNIERA / Hinge Cup

**200**

PIASTRE / Plates **SERIE 200-600-700**



**SERIE200**



**20PS1S**

PIASTRA PER ANTE IN VETRO / Cover cap for glass doors

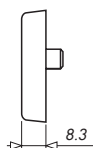
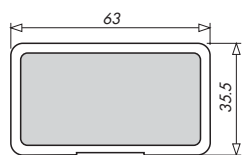


**200**



**SERIE600**

**SERIE700**




**43PR1S**

PIASTRA PER ANTE IN VETRO / Cover cap for glass doors



**400**



**SH System Holz**

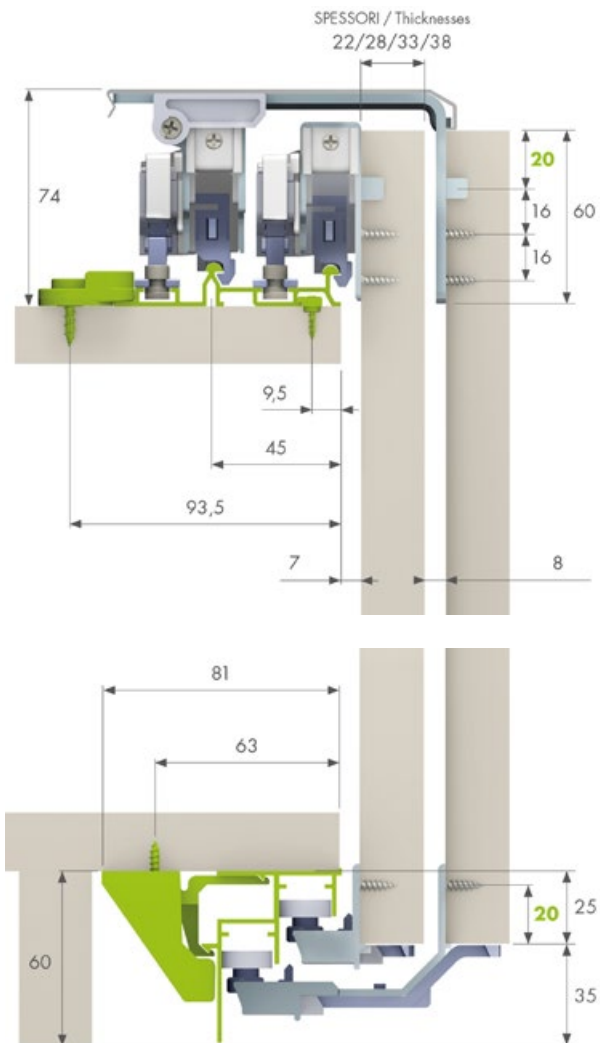


**SCORREVOLI SH ESSENTIAL**  
**SH ESSENTIAL SLIDING SYSTEMS**

SCORREVOLE / Sliding Systems **EVOLUTION NEW**

SISTEMA SCORREVOLE REGOLABILE PER ANTE SOVRAPPOSTE  
Portata, fino a 80kg per anta.  
Carrello inferiore con aggancio automatico e dispositivo di sicurezza per evitare lo sganciamento accidentale dell'anta (brevettato).  
Carrello superiore dotato di dispositivo anti-scarrucolamento dell'anta.  
Carrelli reversibili (brevettato).  
Disponibile con fermi standard e con sistema di richiamo e chiusura frenata dell'anta. Con sistema di regolazione della perpendicolarità dell'anta esterna (brevettato).

*ADJUSTABLE SLIDING SYSTEM FOR OVERLAPPING DOORS*  
Load capacity 80kg each door.  
Lower sliders with automatic locking device and with safety system to prevent accidental door release (patented).  
Upper trucks with anti-derailment safety device.  
Reversible trucks (patented).  
Available both with standard stoppers and with soft closing device.  
Equipped with system to adjust perpendicularity of external door (patented).



DUE ANTE / Two Doors



TRE ANTE / Three Doors



<b>000K234-22-2</b>	ANTA ESTERNA FINO / External door up to <b>22mm</b>	<b>1</b>	<b>80</b>
<b>000K242-28-2</b>	ANTA ESTERNA FINO / External door up to <b>28mm</b>	<b>1</b>	<b>80</b>
<b>000K235-33-2</b>	ANTA ESTERNA FINO / External door up to <b>33mm</b>	<b>1</b>	<b>80</b>
<b>000K278-38-2</b>	ANTA ESTERNA FINO / External door up to <b>38mm</b>	<b>1</b>	<b>80</b>



<b>000K232-2--2</b>	ANTA INTERNA / Internal door	<b>1</b>	<b>80</b>
---------------------	------------------------------	----------	-----------

ACCESSORI / Accessories **EVOLUTION NEW**



**000T321-----42**

AMMORTIZZATORE SUPERIORE, MOLLA REGOLABILE,  
APERTURA AGEVOLATA, CORSA DI 50mm  
*Upper soft-closing system, adjustable spring,  
effortless opening, stroke 50mm*

**1**



**000S040-----42**

COPPIA SUPPORTI DESTRA E SINISTRA PER FISSAGGIO AMMORTIZZATORE 000T321-0  
*Kit of fixing support (left and right) for damper 000T321-0*

**1**



**000T216-----42**

AMMORTIZZATORE INFERIORE, KIT FISSAGGIO 000K230-0  
*Lower soft-closing device, fixing kit 000K230-0*

**1**



**01CT324----3P**

PERNO ATTIVATORE PER AMMORTIZZATORE  
*Activator pin for soft-closing device*

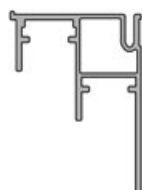
**1**



**011070.L610.51**

BINARIO SUPERIORE 6,1MT ANODIZZATO NATURALE  
*Upper rail 6,1mt natural anodized*

**10**



**011035.L610.51**

BINARIO INFERIORE 6,1MT ANODIZZATO NATURALE  
*Lower rail 6,1mt natural anodized*

**10**

SCORREVOLE / Sliding Systems BRIDGE500

SISTEMA SCORREVOLE PER ANTE INTERNE CON TELAIO IN ALLUMINIO

Portata, fino ad 60kg per anta.

Disponibile nella versione frenata con ammortizzatori oppure con fermi tradizionali.

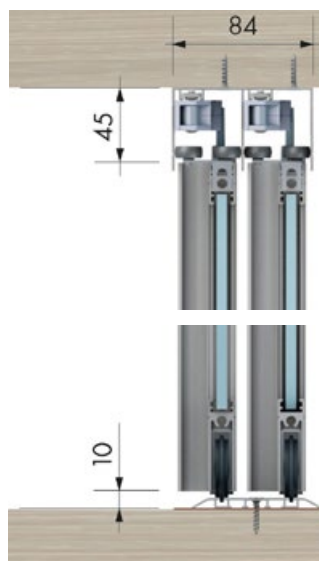
Facilità di montaggio e regolazione.

SLIDING SYSTEM FOR INNER ALUMINIUM FRAMED DOORS

Load capacity 60kg each door.

Available with soft-closing dampers or traditional stoppers.

Easy to install and adjust.



DUE ANTE / Two Doors



TRE ANTE / Three Doors



QUATTRO ANTE / Four Doors



PROFILI MANIGLIA / Handle Profile



**010662.L610.51**  
6,1MT / 10PZ



**010702.L560.51**  
5,6MT / 10PZ



**010884.L600.51**  
6MT / 10PZ



**000K243-----0**

KIT CARRELLI PER MANIGLIE 010662 e 010884  
Rollers kit for 010662 and 010884 handles

1

60



**000K265-----0**

KIT CARRELLI PER MANIGLIA 010702  
Rollers kit for 010702 handle

1

60











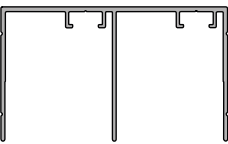

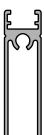

**000K342-----0**

KIT AMMORTIZZATORE CORSA 50mm  
Damper kit stroke 50mm

1

60

ACCESSORI / Accessories BRIDGE500

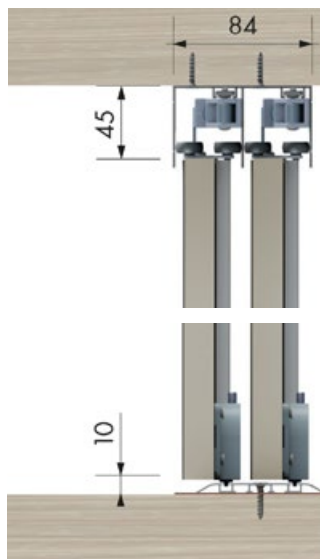
			
 <p>01CT200      01CT208</p>	<b>01CT220----3P</b>	ATTIVATORE FRENO MANIGLIE 010662 e 010884 <i>Brakes activator for 010662 and 010884 handles</i>	<b>1</b>
	<b>01CT228----3P</b>	ATTIVATORE FRENO MANIGLIE 010702 <i>Brakes activator for 010702 handle</i>	<b>1</b>
	<b>000K248----0</b>	KIT ASSEMBLAGGIO TRAVERSO CENTRALE 010661 <i>Kit for the assembling of intermediate crosspiece 010661</i>	<b>1</b>
	<b>01MG174----3</b>	VITE PER ASSEMBLAGGIO TRAVERSO CENTRALE 010661 <i>Assembling screw for the central crosspiece 010661</i>	<b>1</b>
	<b>020066.0069.42</b>	SPAZZOLINO 6,9mm PER MANIGLIE 010662 E 010884 <i>6,9mm brush for 010662 and 010884 handles</i>	<b>1</b>
	<b>020066.0049.42</b>	SPAZZOLINO 4,9mm PER MANIGLIA 010702 <i>4,9mm brush for 010702 handles</i>	<b>1</b>
	<b>020086.0000.42</b>	GUARNIZIONE DI BATTUTA PER MANIGLIE <i>Ledge gasket for handles</i>	<b>1</b>
	<b>020087.L300.44</b>	GUARNIZIONE TRASPARENTE 3MT PER VETRO DA 4/6mm <i>Transparent gasket 3mt for glass 4/6mm</i>	<b>1</b>
	<b>020089.0000.44</b>	GUARNIZIONE PER PANNELLO DA 8mm <i>Transparent gasket for 8mm panel</i>	<b>1</b>
	<b>011001.L610.51</b>	BINARIO SUPERIORE 6,1MT <i>Upper rail 6,1mt</i>	<b>5</b>
	<b>010659.L610.51</b>	BINARIO INFERIORE 6,1MT <i>Lower rail 6,1mt</i>	<b>5</b>
	<b>010660.L440.51</b>	TRAVERSO INFERIORE 4,4MT <i>Lower horizontal crosspiece profile 4,4mt</i>	<b>10</b>
	<b>010661.L440.51</b>	TRAVERSO SUPERIORE INTERMEDIO 4,4MT <i>Upper/intermediate horizontal crosspiece profile 4,4mt</i>	<b>10</b>



SCORREVOLE / Sliding Systems BRIDGE600

SISTEMA SCORREVOLE PER ANTE INTERNE IN LEGNO CON SPESSORE MASSIMO 22MM  
Portata, fino ad 60kg per anta.  
Disponibile nella versione frenata con ammortizzatori oppure con fermi tradizionali.  
Facilità di montaggio e regolazione.

SLIDING SYSTEM FOR INNER WOODEN DOORS, MAX THICKNESS 22MM  
Load capacity 60kg each door.  
Available with soft-closing dampers or traditional stoppers.  
Easy to install and adjust.



DUE ANTE / Two Doors



TRE ANTE / Three Doors



QUATTRO ANTE / Four Doors



PROFILO MANIGLIA / Handle Profile



010827



SENZA PROFILO  
Without Profile



000K163---15

KIT CARRELLI INFERIORI  
Lower rails kit

1

60



000K164---15

KIT GUIDE SUPERIORI  
Upper guides kit

1

60



000K342----0






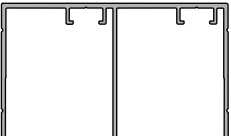

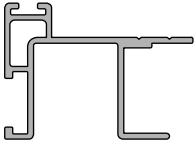
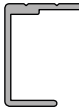

KIT AMMORTIZZATORE CORSA 50mm  
Damper kit stroke 50mm

1

60



ACCESSORI / Accessories BRIDGE600

			
	<b>000T221----42P</b>	FRENO TRADIZIONALE PER BRIDGE 500-600 <i>Traditional stopper for Bridge 500-600</i>	<b>1</b>
	<b>020066.0069.42</b>	SPAZZOLINO 6,9mm <i>6,9mm brush</i>	<b>1</b>
	<b>020086.0000.42</b>	GUARNIZIONE DI BATTUTA GRIGIA <i>Grey ledge gasket</i>	<b>1</b>
	<b>011001.L610.51</b>	BINARIO SUPERIORE 6,1MT <i>Upper rail 6,1mt</i>	<b>5</b>
	<b>010659.L610.51</b>	BINARIO INFERIORE 6,1MT <i>Lower rail 6,1mt</i>	<b>5</b>
	<b>010827.L610.51</b>	GUARNIZIONE DI BATTUTA GRIGIA 6,1MT <i>Grey ledge gasket 6,1mt</i>	<b>10</b>
	<b>010828.L610.51</b>	BINARIO SUPERIORE 6,1MT <i>Upper rail 6,1mt</i>	<b>10</b>
	<b>010847.L440.51</b>	BINARIO INFERIORE 4,4MT <i>Lower rail 4,4mt</i>	<b>10</b>

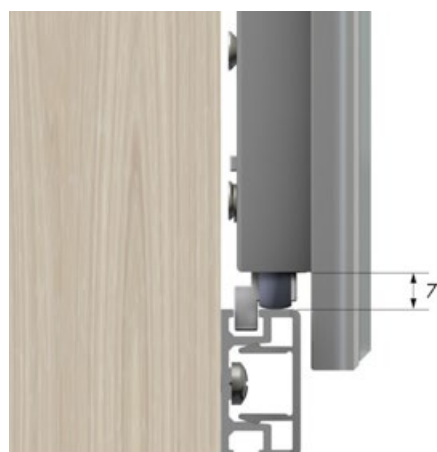
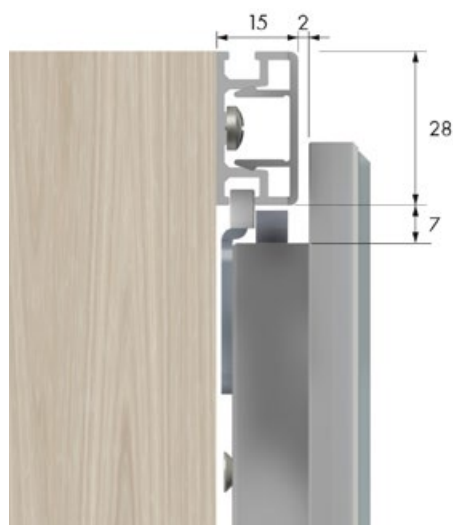
SCORREVOLE / Sliding Systems **SLIDE25**

SISTEMA SCORREVOLE PER ANTE SINGOLE CON CHIUSURA  
AMMORTIZZATA

Portata, fino a 25kg per anta.  
Utilizzabile sia per ante in legno sia per ante in alluminio.

SLIDING SYSTEM FOR SINGLE DOORS, SOFT CLOSING


Load capacity 25kg each door.  
Suitable both with wooden and aluminium framed doors.



ANTA SINGOLA / Single Door



ANTA DOPPIA / Double Door



000K167---15

KIT CARRELLI AMMORTIZZATI  
Soft-closing rails kit

1

25



000K168---15

KIT DIME SENZA LAVORAZIONI  
Jings kit without workings

1

25

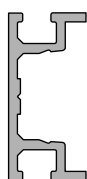
ACCESSORI / Accessories **SLIDE25**



**000T310-2--42**

FRENO AMMORTIZZATO  
*Soft-closing damper*

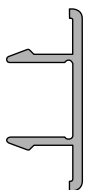
**1**



**010829.L600.51**

BINARIO DI SCORRIMENTO 6MT  
*Sliding rail 6mt*

**10**



**010830.L600.51**

COPERTURA PER BINARIO DI SCORRIMENTO 6MT  
*Sliding rail covering 6mt*

**10**



**010836.L600.51**

BINARIO DI SCORRIMENTO INCASSATO 6MT  
*Built-in sliding rail 6mt*

**10**

SCORREVOLE / Sliding Systems **SLIDE40**

SISTEMA SCORREVOLE PER ANTE INTERNE CON CHIUSURA AMMORTIZZATA

Portata, fino a 40kg per anta.

Ammortizzatori invisibili montati nei binari, nessuna lavorazione sulle ante e sulla struttura del mobile.

Il binario a incasso è utilizzabile con pannelli dello spessore minimo di 18mm.

I carrelli sono dotati di molle anti-scarrucolamento e di un dispositivo di sgancio/rilascio della ruota.

Regolazione verticale dell'anta 6 mm.

SLIDING SYSTEM FOR INNER DOORS, SOFT CLOSING

Load capacity 40kg each door.

Invisible dampers mounted inside the rails, do not require any working on the doors and on the cabinet.

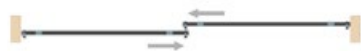
The small-size built-in rail can be used with standard panels of 18mm minimum thickness.

Rollers are equipped with anti-derailment springs and with a locking/release device of the door.

Vertical adjustment 6 mm.



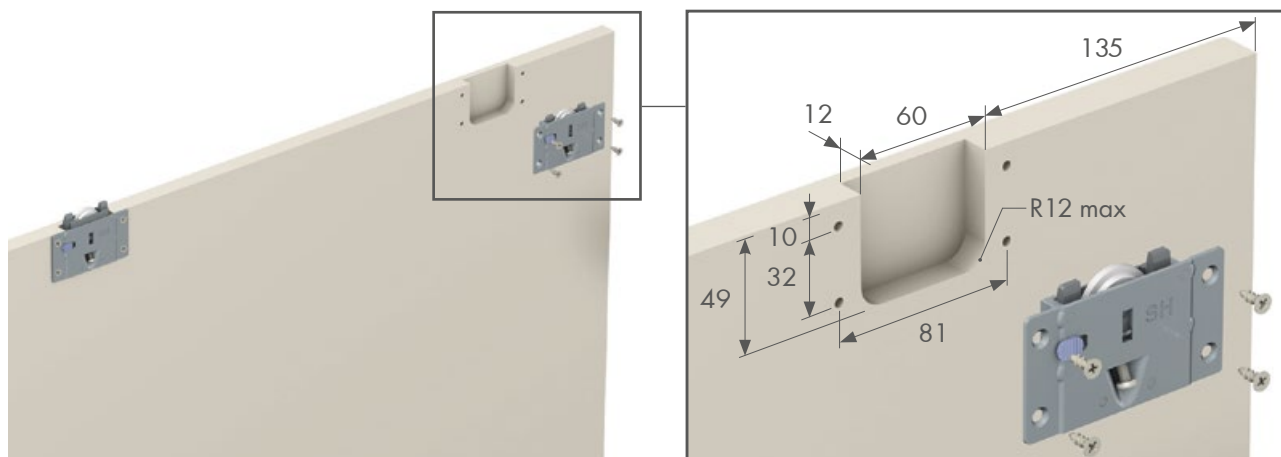
DUE ANTE / Two Doors








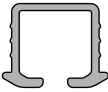
TRE ANTE / Three Doors



LAVORAZIONE / Workings **SLIDE40**



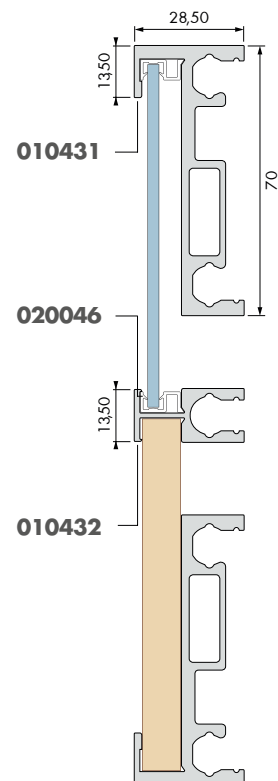
ACCESSORI / Accessories **SLIDE40**

				
	<p><b>000K359----0</b></p>	<p>KIT PER ANTA SOFT-CLOSING <i>Kit for soft-closing door</i></p>	<p>1</p>	<p>40</p>
	<p><b>000K360----0</b></p>	<p>KIT PER ANTA <i>Kit for door</i></p>	<p>1</p>	<p>40</p>
	<p><b>011092.L200.51</b></p>	<p>BINARIO DI SCORRIMENTO 2MT <i>Sliding rail 2mt</i></p>	<p>10</p>	
	<p><b>011092.L300.51</b></p>	<p>BINARIO DI SCORRIMENTO 3MT <i>Sliding rail 3mt</i></p>	<p>10</p>	
	<p><b>011092.L600.51</b></p>	<p>BINARIO DI SCORRIMENTO 6MT <i>Sliding rail 6mt</i></p>	<p>10</p>	

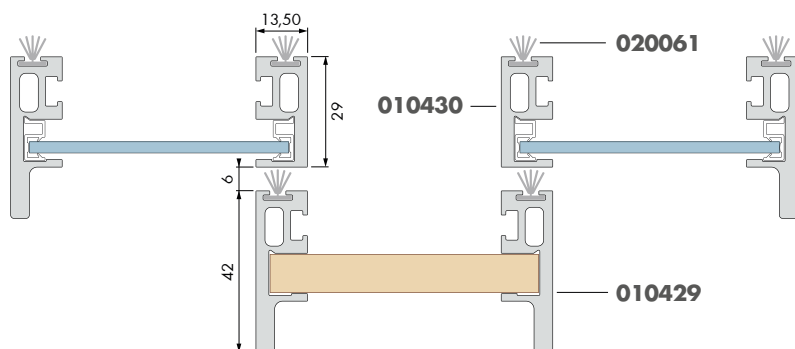
ANTONE FAI DA TE / DIY Door System



VISTA LATO / Side View



SOLUZIONE TRE ANTE / Three Doors Solution



**010430.L265.51**

MONTANTE ANODIZZATO COL. NATURALE 2,65MT  
Natural anodized upright profile 2,65mt

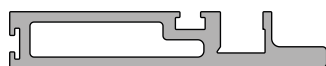
**10**



**010429.L265.51**

MONTANTE MANIGLIA ANODIZZATO COL. NATURALE 2,65MT  
Natural anodized handle upright profile 2,65mt

**10**


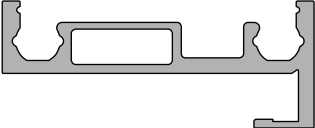
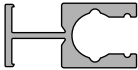








**010482.L265.51**

MONTANTE MANIGLIONE ANODIZZATO COL. NATURALE 2,65MT  
Natural anodized handle upright profile 2,65mt

**10**

ANTONE FAI DA TE / DIY Door System

	
	<p><b>010431.L265.51</b> TRAVERSO ANODIZZATO COL. NATURALE 2,65MT <i>Natural anodized horizontal profile 2,65mt</i></p> <p><b>10</b></p>
	<p><b>010432.L265.51</b> TRAVERSINO ANODIZZATO COL. NATURALE 2,65MT <i>Natural anodized crosspiece profile 2,65mt</i></p> <p><b>10</b></p>
	<p><b>000K201----3</b> KIT GIUNZIONI PER ASSEMBLAGGIO ANTA <i>Door assembling junctions kit</i></p> <p><b>1</b></p>
	<p><b>010530.018.00</b> PIASTRA SUP. PER FISSAGGIO CARRELLI / <i>Top fixing plate for rollers</i></p> <p><b>1</b></p>
	<p><b>010530.019.00</b> PIASTRA INF. PER FISSAGGIO CARRELLI / <i>Lower fixing plate for rollers</i></p> <p><b>1</b></p>
	<p><b>000K200----3</b> KIT DI ASSEMBLAGGIO DI UN TRAVERSINO <i>Crosspiece assembling kit</i></p> <p><b>1</b></p>
	<p><b>000K238----3</b> BLOCCHETTI PER MONTAGGIO AMMORTIZZATORE <i>Blocks for damper assembly</i></p> <p><b>1</b></p>
	<p><b>020046.L270.45</b> GUARNIZIONE 2,7MT PER VETRO 4mm <i>Gasket 2,7mt for 4mm glass</i></p> <p><b>1</b></p>



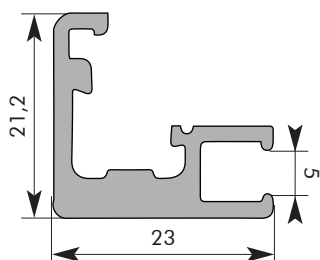
**SH** System Holz





**PROFILI** SH ESSENTIAL  
*SH ESSENTIAL* **PROFILE**

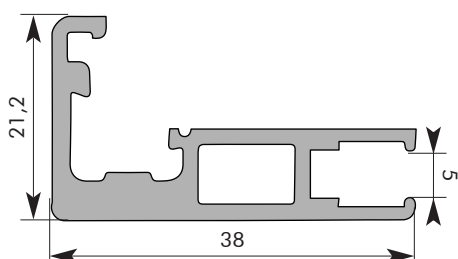
PROFILO FAI DA TE / DIY Profile **010194**



<b>010194.L250.69</b>	ANODIZZATO NATURALE / <i>Natural Anodized</i>	<b>10</b>
<b>010194.L250.67</b>	ANODIZZATO BRILL / <i>Brill Anodized</i>	<b>10</b>
<b>010194.L250.68</b>	ANODIZZATO INOX / <i>Inox Anodized</i>	<b>10</b>

Tutti i profili vengono forniti con una speciale pellicola protettiva adesiva  
All the profile are supplied with a special protective adhesive film

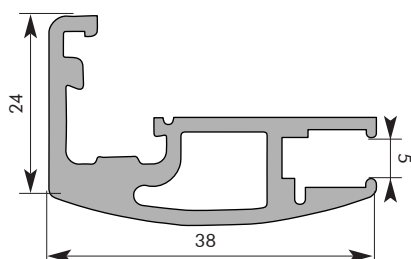
PROFILO FAI DA TE / DIY Profile **010195**



<b>010195.L250.69</b>	ANODIZZATO NATURALE / <i>Natural Anodized</i>	<b>10</b>
<b>010195.L250.67</b>	ANODIZZATO BRILL / <i>Brill Anodized</i>	<b>10</b>
<b>010195.L250.68</b>	ANODIZZATO INOX / <i>Inox Anodized</i>	<b>10</b>

Tutti i profili vengono forniti con una speciale pellicola protettiva adesiva  
All the profile are supplied with a special protective adhesive film

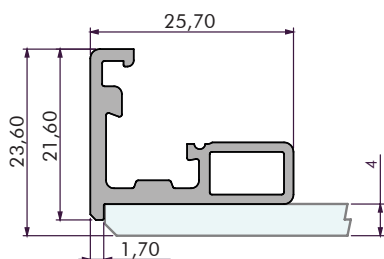
PROFILO FAI DA TE / DIY Profile **010198**



<b>010198.L250.69</b>	ANODIZZATO NATURALE / <i>Natural Anodized</i>	<b>10</b>
<b>010198.L250.67</b>	ANODIZZATO BRILL / <i>Brill Anodized</i>	<b>10</b>
<b>010198.L250.68</b>	ANODIZZATO INOX / <i>Inox Anodized</i>	<b>10</b>

Tutti i profili vengono forniti con una speciale pellicola protettiva adesiva  
All the profile are supplied with a special protective adhesive film

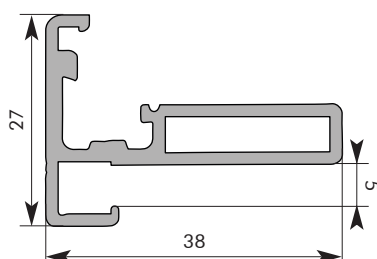
PROFILO FAI DA TE / DIY Profile **010696**



<b>010696.L250.69</b>	ANODIZZATO NATURALE / <i>Natural Anodized</i>	<b>10</b>
<b>010696.L250.67</b>	ANODIZZATO BRILL / <i>Brill Anodized</i>	<b>10</b>
<b>010696.L250.68</b>	ANODIZZATO INOX / <i>Inox Anodized</i>	<b>10</b>

Tutti i profili vengono forniti con una speciale pellicola protettiva adesiva  
All the profile are supplied with a special protective adhesive film

PROFILO FAI DA TE / DIY Profile **010392**



<b>010392.L250.69</b>	ANODIZZATO NATURALE / <i>Natural Anodized</i>	<b>10</b>
<b>010392.L250.67</b>	ANODIZZATO BRILL / <i>Brill Anodized</i>	<b>10</b>
<b>010392.L250.68</b>	ANODIZZATO INOX / <i>Inox Anodized</i>	<b>10</b>

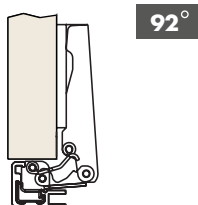
Tutti i profili vengono forniti con una speciale pellicola protettiva adesiva  
All the profile are supplied with a special protective adhesive film

COPRIPROFILO E GUARNIZIONI / *Carter and internal gasket*



<b>020013.L250.42</b>	COPRIPROFILI 2,5MT / <i>Internal Carter 2,5mt</i>	<b>10</b>
<b>020010.L250.44</b>	GUARNIZIONE 2,5MT / <i>Gasket 2,5mt</i>	<b>10</b>

COLLO BASSO / *Overlay Door* **SERIE 370**



Slide on

Fissaggio rapido  
Clip on fixing



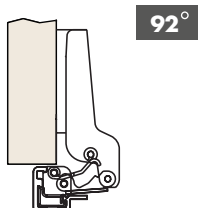
**371710**

**250 pz**

**371710C**

**250 pz**

COLLO MEDIO / *Half Overlay Door* **SERIE 370**



Slide on

Fissaggio rapido  
Clip on fixing



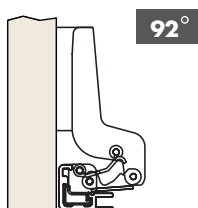
**372710**

**250 pz**

**372710C**

**250 pz**

COLLO ALTO / *Inset Door* **SERIE 370**



Slide on

Fissaggio rapido  
Clip on fixing



**373710**

**250 pz**

**373710C**

**250 pz**

ACCESSORI / *Optional*



**01CH011----1P**

ANGOLARE 2 GRANI / *Connector with 2 grains*

**1**



**01CH132----1P**

ANGOLARE 4 GRANI / *Connector with 4 grains*

**1**



**01CH054----1P**

BLOCCHETTO UNIVERSALE / *Universal metal block*

**1**



**000V169----1**

ATTACCO PER CASSETTI / *Sliding support*

**1**



**000Z041----51**

MANIGLIA COMPLETA 80mm / *Complete door 80mm*

**1**



**020010.L250.44**

GUARNIZIONE 2,5MT / *Gasket 2,5mt*

**10**

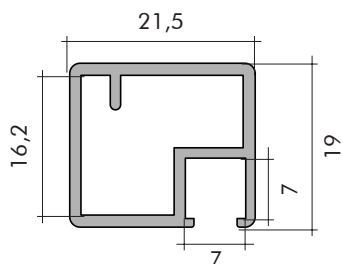


**020013.L250.42**

COPRIPROFILI 2,5MT / *Internal carter 2,5mt*

**10**

## 010161



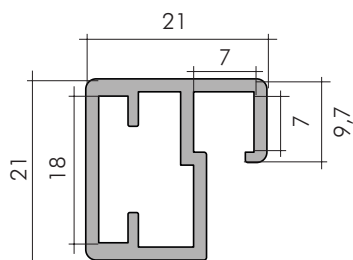
 **SPESORE VETRO 4mm**  
Glass Thickness 4mm

 **DIMENSIONE VETRO L-26mm H-26mm**  
Glass Dimension L-26mm H-26mm



<b>010161.L265.51</b>	ANODIZZATO NATURALE Natural Anodized	<b>10</b>
<b>010161.L265.53</b>	ANODIZZATO BRILL Brill Anodized	<b>10</b>
<b>010161.L265.56</b>	ANODIZZATO INOX Inox Anodized	<b>10</b>

## 010418



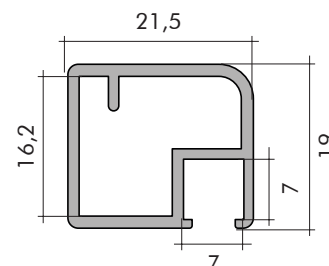
 **SPESORE VETRO 4mm**  
Glass Thickness 4mm

 **DIMENSIONE VETRO L-7mm H-7mm**  
Glass Dimension L-7mm H-7mm



<b>010418.L265.51</b>	ANODIZZATO NATURALE Natural Anodized	<b>10</b>
<b>010418.L265.53</b>	ANODIZZATO BRILL Brill Anodized	<b>10</b>
<b>010418.L265.56</b>	ANODIZZATO INOX Inox Anodized	<b>10</b>

## 010162



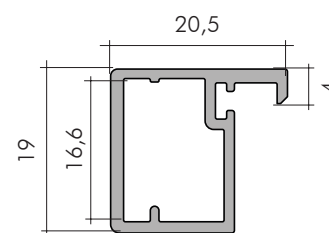
**SPESORE VETRO 4mm**  
Glass Thickness 4mm

**DIMENSIONE VETRO L-26mm H-26mm**  
Glass Dimension L-26mm H-26mm



<b>010162.L265.51</b>	ANODIZZATO NATURALE Natural Anodized	<b>10</b>
<b>010162.L265.53</b>	ANODIZZATO BRILL Brill Anodized	<b>10</b>
<b>010162.L265.56</b>	ANODIZZATO INOX Inox Anodized	<b>10</b>

## 010578



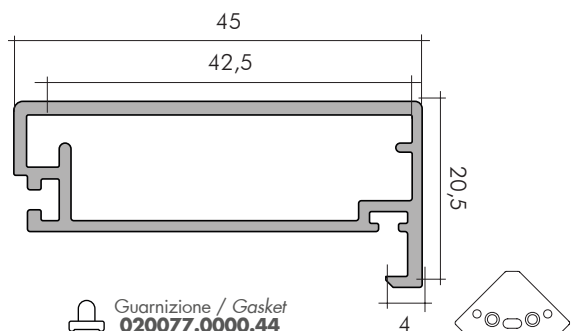
**SPESORE VETRO 4mm**  
Glass Thickness 4mm

**DIMENSIONE VETRO L-4mm H-4mm**  
Glass Dimension L-4mm H-4mm

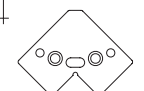


<b>010578.L265.51</b>	ANODIZZATO NATURALE Natural Anodized	<b>10</b>
<b>010578.L265.53</b>	ANODIZZATO BRILL Brill Anodized	<b>10</b>
<b>010578.L265.56</b>	ANODIZZATO INOX Inox Anodized	<b>10</b>

## 010577



Guarnizione / Gasket  
**020077.0000.44**



Angolare / Joint  
**01CH108----OF**

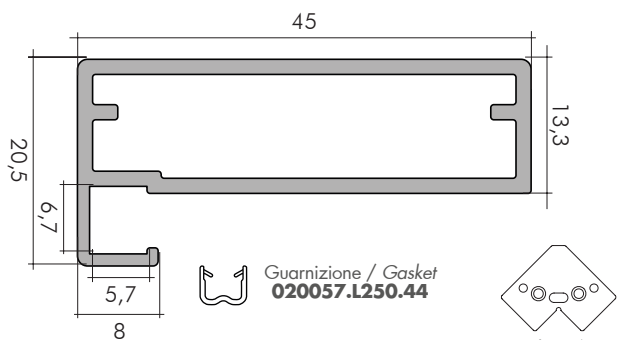
 **SPESSORE VETRO 4mm**  
Glass Thickness 4mm

 **DIMENSIONE VETRO L-4mm H-4mm**  
Glass Dimension L-4mm H-4mm

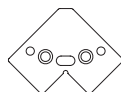


<b>010577.L265.51</b>	ANODIZZATO NATURALE Natural Anodized	<b>10</b>
<b>010577.L265.53</b>	ANODIZZATO BRILL Brill Anodized	<b>10</b>
<b>010577.L265.56</b>	ANODIZZATO INOX Inox Anodized	<b>10</b>

## 010720



Guarnizione / Gasket  
**020057.L250.44**



Angolare / Joint  
**01CH108----OF**

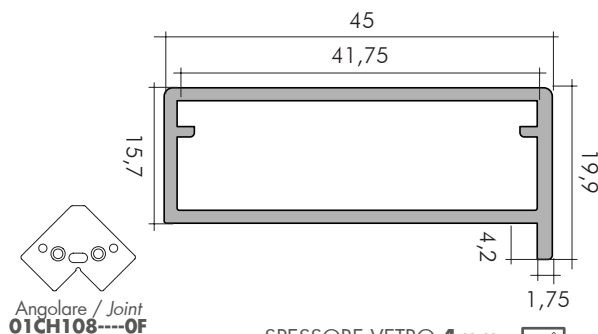
 **SPESSORE VETRO 4mm**  
Glass Thickness 4mm

 **DIMENSIONE VETRO L-6mm H-6mm**  
Glass Dimension L-6mm H-6mm



<b>010720.L210.51</b>	ANODIZZATO NATURALE Natural Anodized	<b>10</b>
<b>010720.L210.53</b>	ANODIZZATO BRILL Brill Anodized	<b>10</b>
<b>010720.L210.56</b>	ANODIZZATO INOX Inox Anodized	<b>10</b>

## 010485



Angolare / Joint  
**01CH108----OF**

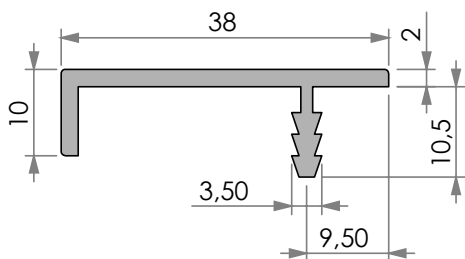
 **SPESSORE VETRO 4mm**  
Glass Thickness 4mm

 **DIMENSIONE VETRO L-4,5mm H-4,5mm**  
Glass Dimension L-4,5mm H-4,5mm



<b>010485.L205.51</b>	ANODIZZATO NATURALE Natural Anodized	<b>10</b>
<b>010485.L205.53</b>	ANODIZZATO BRILL Brill Anodized	<b>10</b>
<b>010485.L205.56</b>	ANODIZZATO INOX Inox Anodized	<b>10</b>

## 010825

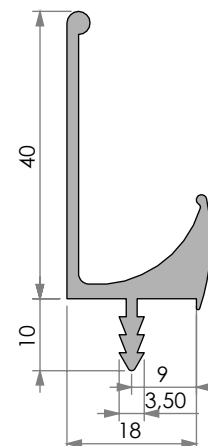


 **SPESORE PANNELLO 19mm**  
Panel Thickness 19mm



010825.006.00.51	ANODIZZATO NATURALE <i>Natural Anodized</i>	147 mm	24
010825.006.00.53	ANODIZZATO BRILL <i>Brill Anodized</i>	147 mm	24
010825.006.01.51	ANODIZZATO NATURALE <i>Natural Anodized</i>	297 mm	24
010825.006.01.53	ANODIZZATO BRILL <i>Brill Anodized</i>	297 mm	24
010825.006.13.51	ANODIZZATO NATURALE <i>Natural Anodized</i>	397 mm	24
010825.006.13.53	ANODIZZATO BRILL <i>Brill Anodized</i>	397 mm	24
010825.006.03.51	ANODIZZATO NATURALE <i>Natural Anodized</i>	447 mm	24
010825.006.03.53	ANODIZZATO BRILL <i>Brill Anodized</i>	447 mm	24
010825.006.04.51	ANODIZZATO NATURALE <i>Natural Anodized</i>	597 mm	24
010825.006.04.53	ANODIZZATO BRILL <i>Brill Anodized</i>	597 mm	24
010825.006.05.51	ANODIZZATO NATURALE <i>Natural Anodized</i>	897 mm	24
010825.006.05.53	ANODIZZATO BRILL <i>Brill Anodized</i>	897 mm	24
010825.006.06.51	ANODIZZATO NATURALE <i>Natural Anodized</i>	1197 mm	24
010825.006.06.53	ANODIZZATO BRILL <i>Brill Anodized</i>	1197 mm	24

## 010260



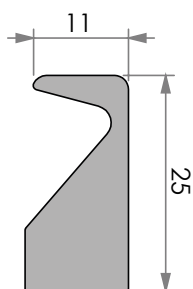
 **SPESORE PANNELLO 18mm**  
Panel Thickness 18mm








010260.L015.51	ANODIZZATO NATURALE <i>Natural Anodized</i>	147 mm	24
010260.L015.53	ANODIZZATO BRILL <i>Brill Anodized</i>	147 mm	24
010260.L030.51	ANODIZZATO NATURALE <i>Natural Anodized</i>	297 mm	24
010260.L030.53	ANODIZZATO BRILL <i>Brill Anodized</i>	297 mm	24
010260.L040.51	ANODIZZATO NATURALE <i>Natural Anodized</i>	397 mm	24
010260.L040.53	ANODIZZATO BRILL <i>Brill Anodized</i>	397 mm	24
010260.L045.51	ANODIZZATO NATURALE <i>Natural Anodized</i>	447 mm	24
010260.L045.53	ANODIZZATO BRILL <i>Brill Anodized</i>	447 mm	24
010260.L060.51	ANODIZZATO NATURALE <i>Natural Anodized</i>	597 mm	24
010260.L060.53	ANODIZZATO BRILL <i>Brill Anodized</i>	597 mm	24
010260.L080.51	ANODIZZATO NATURALE <i>Natural Anodized</i>	797 mm	24
010260.L090.51	ANODIZZATO NATURALE <i>Natural Anodized</i>	897 mm	24
010260.L090.53	ANODIZZATO BRILL <i>Brill Anodized</i>	897 mm	24
010260.002.06.51	ANODIZZATO NATURALE <i>Natural Anodized</i>	1197 mm	24
010260.002.06.53	ANODIZZATO BRILL <i>Brill Anodized</i>	1197 mm	24



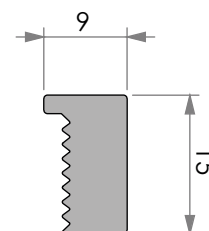
## 010780








					
010780.004.04.51		77 mm	64 mm	2	24
010780.004.04.53		77 mm	64 mm	2	24
010780.005.05.51		227 mm	160 mm	2	24
010780.005.05.53		227 mm	160 mm	2	24
010780.006.06.51		327 mm	256 mm	2	24
010780.006.06.53		327 mm	256 mm	2	24
010780.007.07.51		377 mm	256 mm	2	24
010780.007.07.53		377 mm	256 mm	2	24
010780.008.08.51		527 mm	384 mm	2	24
010780.008.08.53		527 mm	384 mm	2	24
010780.009.09.51		827 mm	352 mm	3	24
010780.009.09.53		827 mm	352 mm	3	24
010780.010.10.51		1127 mm	480 mm	3	24
010780.010.10.53		1127 mm	480 mm	3	24

 .51 ANODIZZATO NATURALE / Natural Anodized  
 .53 ANODIZZATO BRILL / Brill Anodized

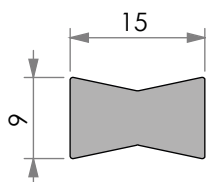
## 010930








					
010930.003.03.51		77 mm	64 mm	2	24
010930.003.03.53		77 mm	64 mm	2	24
010930.004.04.51		227 mm	160 mm	2	24
010930.004.04.53		227 mm	160 mm	2	24
010930.005.05.51		327 mm	256 mm	2	24
010930.005.05.53		327 mm	256 mm	2	24
010930.006.06.51		377 mm	256 mm	2	24
010930.006.06.53		377 mm	256 mm	2	24
010930.007.07.51		527 mm	384 mm	2	24
010930.007.07.53		527 mm	384 mm	2	24
010930.008.08.51		827 mm	352 mm	3	24
010930.008.08.53		827 mm	352 mm	3	24
010930.009.09.51		1127 mm	480 mm	3	24
010930.009.09.53		1127 mm	480 mm	3	24

 .51 ANODIZZATO NATURALE / Natural Anodized  
 .53 ANODIZZATO BRILL / Brill Anodized

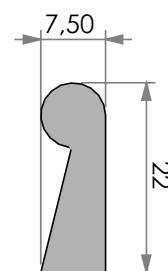
## 011054








					
011054.001.01.51		100 mm	64 mm	2	24
011054.001.01.53		100 mm	64 mm	2	24
011054.002.02.51		140 mm	128 mm	2	24
011054.002.02.53		140 mm	128 mm	2	24
011054.003.03.51		200 mm	160 mm	2	24
011054.003.03.53		200 mm	160 mm	2	24
011054.003.04.51		360 mm	320 mm	2	24
011054.003.04.53		360 mm	320 mm	2	24
011054.005.05.51		480 mm	192 mm	3	24
011054.005.05.53		480 mm	192 mm	3	24
011054.006.06.51		655 mm	320 mm	3	24
011054.006.06.53		655 mm	320 mm	3	24
011054.007.07.51		680 mm	288 mm	3	24
011054.007.07.53		680 mm	288 mm	3	24

 **.51** ANODIZZATO NATURALE / *Natural Anodized*  
**.53** ANODIZZATO BRILL / *Brill Anodized*

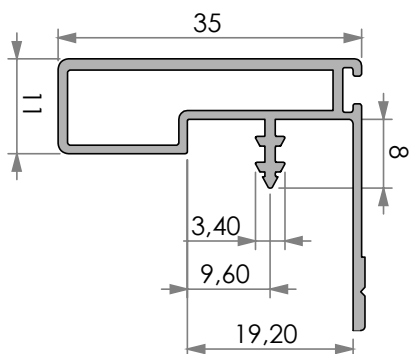
## 010448



					
010448.001.01.51		77 mm	64 mm	2	24
010448.001.01.53		77 mm	64 mm	2	24
010448.002.02.51		227 mm	160 mm	2	24
010448.002.02.53		227 mm	160 mm	2	24
010448.003.03.51		327 mm	256 mm	2	24
010448.003.03.53		327 mm	256 mm	2	24
010448.004.04.51		377 mm	256 mm	2	24
010448.004.04.53		377 mm	256 mm	2	24
010448.005.05.51		527 mm	384 mm	2	24
010448.005.05.53		527 mm	384 mm	2	24
010448.006.06.51		827 mm	352 mm	3	24
010448.006.06.53		827 mm	352 mm	3	24
010448.007.07.51		1127 mm	480 mm	3	24
010448.007.07.53		1127 mm	480 mm	3	24

 **.51** ANODIZZATO NATURALE / *Natural Anodized*  
**.53** ANODIZZATO BRILL / *Brill Anodized*

## 010931



 **SPESSORE PANNELLO 19mm**  
Panel Thickness 19mm

 **LARGHEZZA PANNELLO L-14mm**  
Panel Width L-14mm

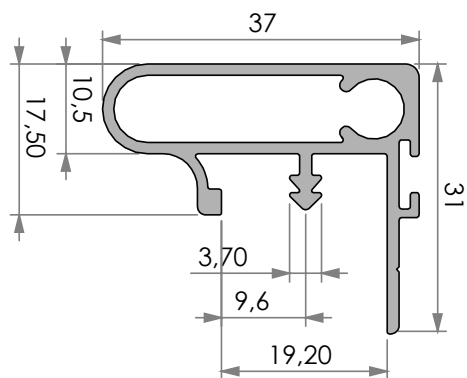


**010931.L280.51**

**PROFILO PER ANTE 2,8MT**  
Doors Profile 2,8mt

**10**

## 011036



 **SPESSORE PANNELLO 19mm**  
Panel Thickness 19mm

 **LARGHEZZA PANNELLO L-21mm**  
Panel Width L-21mm

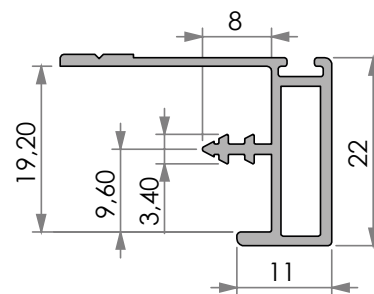


**011036.L240.51**

**PROFILO PER ANTE 2,4MT**  
Doors Profile 2,4mt

**10**

## 010932



**SPESSORE PANNELLO 19mm**  
Panel Thickness 19mm

**LARGHEZZA PANNELLO L-14mm**  
Panel Width L-14mm

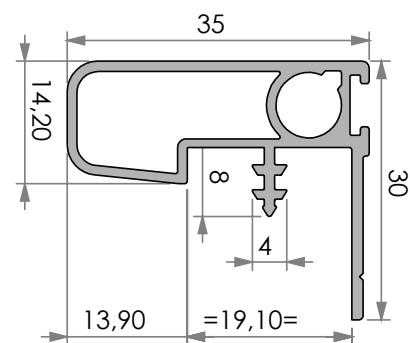


**010932.L280.51**

**PROFILO PER ANTE 2,8MT**  
Doors Profile 2,8mt

**10**

## 011029



**SPESSORE PANNELLO 19mm**  
Panel Thickness 19mm

**LARGHEZZA PANNELLO L-20mm**  
Panel Width L-20mm

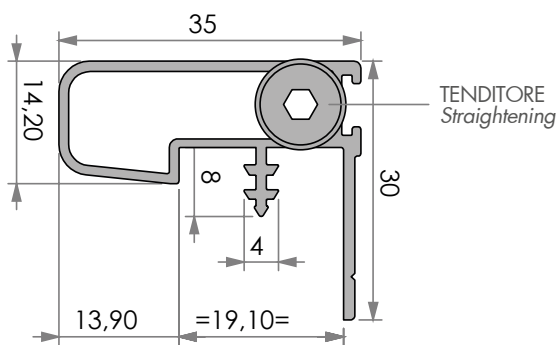


**011029.L249.51**

**PROFILO PER ANTE 2,5MT**  
Doors Profile 2,5mt

**10**

## 011029T



 **SPESSORE PANNELLO 19mm**  
Panel Thickness 19mm

 **LARGHEZZA PANNELLO L-20mm**  
Panel Width L-20mm

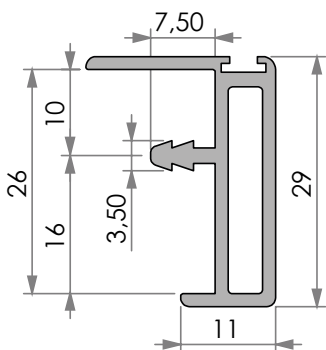


**011029T.L249.51**

PROFILO PER ANTE 2,5MT  
Doors Profile 2,5mt

**10**

## 010173



 **SPESSORE PANNELLO 26mm**  
Panel Thickness 26mm

 **LARGHEZZA PANNELLO L-14mm**  
Panel Width L-14mm

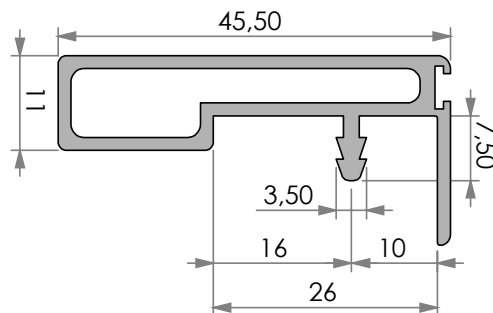


**010173.L300.51**

PROFILO PER ANTE 3MT  
Doors Profile 3mt

**10**

## 010172



 **SPESSORE PANNELLO 26mm**  
Panel Thickness 26mm

 **LARGHEZZA PANNELLO L-14mm**  
Panel Width L-14mm

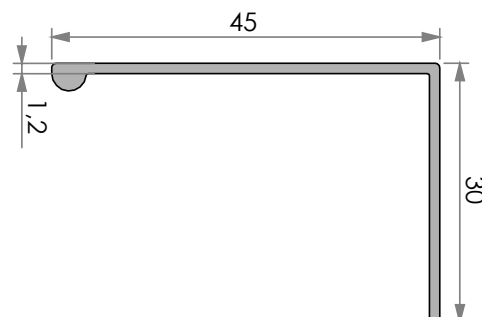


**010172.L300.51**

PROFILO PER ANTE 3MT  
Doors Profile 3mt

**10**

## 010728

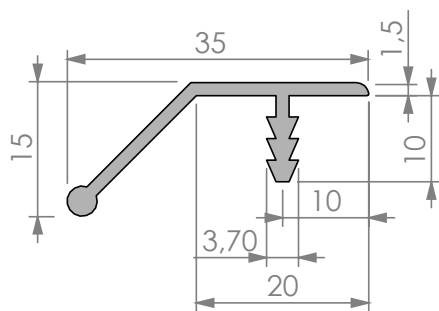


**010728.L300.51**

FISSAGGIO A VITE 3MT  
Fixing by Screw 3mt

**10**

**010031**



 **SPESSORE PANNELLO 20mm**  
Panel Thickness 20mm

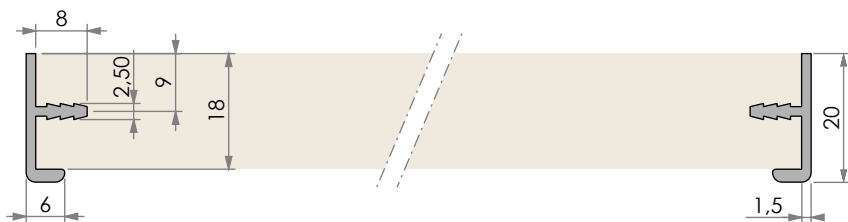


**010031.L410.51**

**PROFILO PER CASSETTI 4,1MT**  
Drawer Profile 4,1mt

**10**

PROFILO PER BORDI / Edgebanding Profile **010130**



SPESSORE PANNELLO **20mm**  
Panel Thickness 20mm



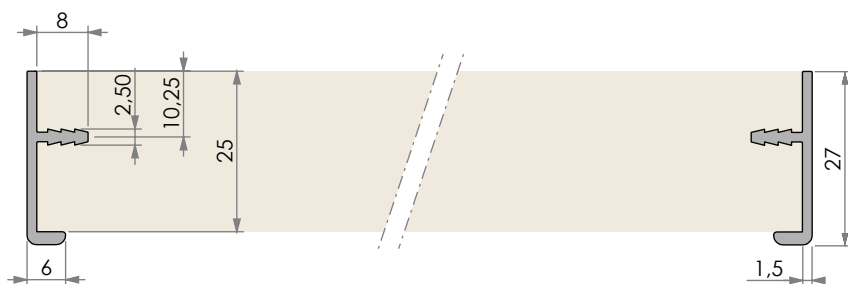
**010130.L410.51**

ANODIZATO NATURALE 4,1MT  
Natural Anodized 4,1mt



**10**

PROFILO PER BORDI / Edgebanding Profile **010040**



SPESSORE PANNELLO **25mm**  
Panel Thickness 25mm



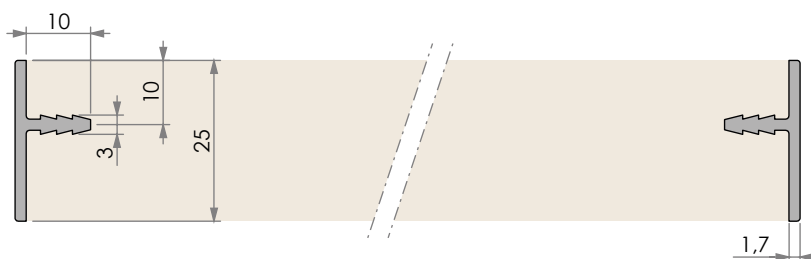
**010040.L410.51**

ANODIZATO NATURALE 4,1MT  
Natural Anodized 4,1mt



**10**

PROFILO PER BORDI / Edgebanding Profile **010673**



SPESSORE PANNELLO **25mm**  
Panel Thickness 25mm



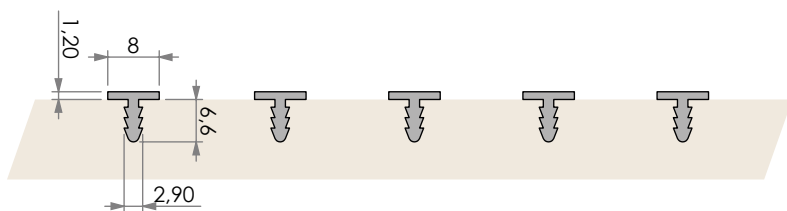
**010673.L300.51**

ANODIZATO NATURALE 3MT  
Natural Anodized 3mt



**10**

PROFILO PER BORDI / Edgebanding Profile **010642**



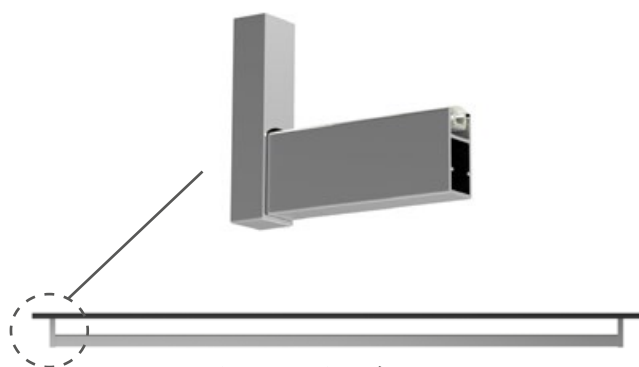
**010642.L300.51**

ANODIZATO NATURALE 3MT  
*Natural Anodized 3mt*

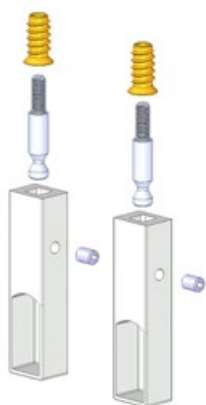



**10**

TUBO PER ARMADIO / Rail for wardrobe



VISTA FRONTALE / Front view



**000K364----07**

REGGITUBI LATERALI, GRIGIO SCURO - FISS. BUSSOLA E TIRANTE  
*Lateral rail supports, dark gray, fixing by dowel and bolt*

**100**

**000K364----2**

REGGITUBI LATERALI, GRIGIO ALL. - FISS. BUSSOLA E TIRANTE  
*Lateral rail supports, aluminium gray, fixing by dowel and bolt*

**100**

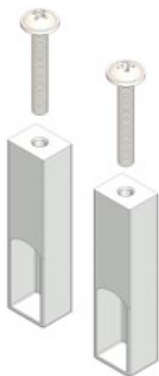
DETTAGLIO  
ARTICOLI /  
*Parts list*

COPPIA REGGITUBI LATERALI / *Pair lateral rail support 1DX+1SX*

COPPIA TIRANTI / *Pair bolt Ø8MM - 2pz*

COPPIA BUSSOLE / *Pair dowel Ø10MM - M6 - 2pz*

COPPIA GRANI / *Pair grub screw M6x8 - 2pz*



**000K364-1--07**

REGGITUBI LATERALI, GRIGIO SCURO - FISSAGGIO A VITE  
*Lateral rail supports, dark gray, fixing by screw*

**100**

**000K364-1--2**

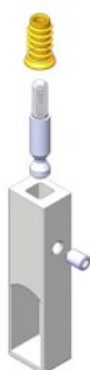
REGGITUBI LATERALI, GRIGIO ALL. - FISSAGGIO A VITE  
*Lateral rail supports, aluminium gray, fixing by screw*

**100**

DETTAGLIO  
ARTICOLI /  
*Parts list*

COPPIA REGGITUBI LATERALI / *Pair lateral rail support 1DX+1SX*

COPPIA VITI / *Pair screw M6x40 - 2pz*



**000K364-2--07**

REGGITUBO CENTRALE, GRIGIO SCURO - FISS. BUSSOLA E TIRANTE  
*Central rail support, dark gray, fixing by dowel and bolt*

**100**

**000K364-2--2**

REGGITUBO CENTRALE, GRIGIO ALL. - FISS. BUSSOLA E TIRANTE  
*Central rail support, aluminium gray, fixing by dowel and bolt*

**100**

DETTAGLIO  
ARTICOLI /  
*Parts list*

REGGITUBO CENTRALE / *Central rail support 1pz*

TIRANTE / *Bolt Ø8MM - 1pz*

BUSSOLA / *Dowel Ø10MM - M6 - 1pz*

GRANO / *Grub screw M6x8 - 1pz*



TUBO PER ARMADIO / Rail for wardrobe



**000K364-3--07**

REGGITUBO CENTRALE, GRIGIO SCURO - FISSAGGIO A VITE  
Central rail supports, dark gray, fixing by screw

**100**

**000K364-3--2**

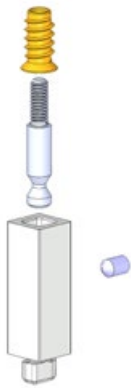
REGGITUBO CENTRALE, GRIGIO ALL. - FISSAGGIO A VITE  
Central rail supports, aluminium gray, fixing by screw

**100**

DETTAGLIO  
ARTICOLI /  
Parts list

REGGITUBO CENTRALE / Central rail support **1pz**

VITE / Screw **M6x40 - 1pz**



**000K365----07**

REGGITUBO SUPERIORE GRIGIO SCURO - FISS. BUSSOLA E TIRANTE  
Upper rail support dark gray - fixing by dowel and bolt

**100**

**000K365----2**

REGGITUBO SUPERIORE GRIGIO ALL. - FISS. BUSSOLA E TIRANTE  
Upper rail support aluminium gray - fixing by dowel and bolt

**100**

DETTAGLIO  
ARTICOLI /  
Parts list

REGGITUBO SUPERIORE / Upper rail support - **1pz**

TIRANTE / Tie **Ø8MM - 1pz**

BUSSOLA / Bush **Ø10MM - M6 - 1pz**

GRANO / Grub screw **M6x8 - 1pz**



**000K365-1--07**

REGGITUBO SUPERIORE GRIGIO SCURO - FISSAGGIO A VITE  
Upper rail support dark gray - fixing by screw

**100**

**000K365-1--2**

REGGITUBO SUPERIORE GRIGIO ALL. - FISSAGGIO A VITE  
Upper rail support aluminium gray - fixing by screw

**100**

DETTAGLIO  
ARTICOLI /  
Parts list

REGGITUBO SUPERIORE / Upper rail support - **1pz**

VITE TBC / Tbc screw **M6x40 - 1pz**



**000T329----42**

TAPPO LATERALE PER TUBO - GRIGIO  
Side cap for tube - Gray

**100**



**020107.0000.44**

GUARNIZIONE  
Gasket

**100  
mt**



**011084.L510.51**

TUBO 30x14 ANODIZZATO NATURALE 5,1MT  
30x14 Tube natural anodized 5,1mt

**10**

**011084.L510.07**

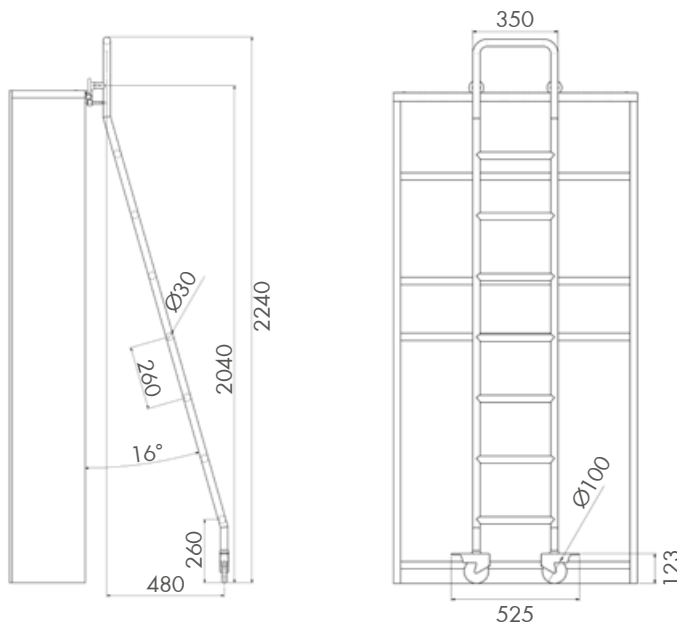
TUBO 30x14 VERNICIATO GRIGIO SCURO 5,1MT  
30x14 Tube dark gray painted 5,1mt

**10**

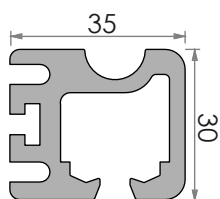
SCALA 7 GRADINI / 7 Step Stair

SCALA SCORREVOLE CON 7 GRADINI

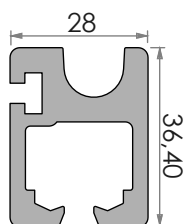
SLIDING LADDER WITH 7 STEPS



<b>A2.99.2200A.15</b>	SCALA VERNICIATA RAL 9006 / Ladder painted RAL 9006	<b>1</b>
<b>A2.99.2200A.30</b>	SCALA CROMATA / Ladder chrome finishing	<b>1</b>



<b>010025.L300.51</b>	BINARIO ANODIZZATO NAT / Nat Anodized Rail <b>3MT</b>	<b>1</b>
<b>000K239----0</b>	KIT ANTISCARRUCOLAMENTO / Kit	<b>1</b>
<b>000H086----3</b>	KIT TIRANTE / Kit	<b>1</b>
<b>000K172----0</b>	KIT TAPPI E FERMI / Kit	<b>1</b>



<b>010026.L300.51</b>	BINARIO ANODIZZATO NAT / Nat Anodized Rail <b>3MT</b>	<b>1</b>
<b>000K240----0</b>	KIT ANTISCARRUCOLAMENTO / Kit	<b>1</b>
<b>000H086----3</b>	KIT TIRANTE / Kit	<b>1</b>
<b>000K236----0</b>	KIT TAPPI E FERMI / Kit	<b>1</b>

**SYSTEMA PARETE**

**SYSTEMA PARETE**  
Nuovo sistema di profili orizzontali e verticali regolabili per il rivestimento di pareti e soffitti.

**SYSTEMA PARETE**  
New system of adjustable horizontal and vertical profiles for mounting wall and ceiling cladding panels.

STRUTTURA / Structure



**011118.L300.00**

**PROFILO MONTANTE GREZZO**  
Vertical profile, raw finishing

**10**



**011117.L300.00**

**PROFILO UNIVERSALE GREZZO**  
Universal profile, raw finishing


**10**









**011118.001.00.51**

**MONTANTE PREFORATO, FIN. ANOD. NATURALE**  
Vertical profile pre-drilled, Nat. Anodized

**10**

ACCESSORI / Accessories **SYSTEMA PARETE****01CH252----3P**GIUNZIONE PROFILI IN ZAMA C/GRANI  
*Connector joint for profiles, with screws***100****01CT330----0F**TAPPO CON FORO FILETTATO PER REGOLATORE  
*Plug with threaded hole for adjuster***100****000V463**PIEDINO REGOLATORE  
*Adjuster feet***100****000V464**DISTANZIATORE REGOLABILE 10MM  
*Wall distance adjuster 10mm***100****000H259**CLIP PER AGGANCIO FRONTALE PANNELLI  
*Clip for panels frontal fixing***100**

ACCESSORI / Accessories **SYSTEMA PARETE**

	<b>000H260</b>	GIUNZIONE PER AGGANCIO A BAIONETTA <i>Plastic hook for suspended panels</i>	<b>100</b>
	<b>01CH258----3P</b>	SUPPORTO ZAMA PER AGGANCIO H259 E H260 <i>Zamak support for items H259 and H260</i>	<b>100</b>
	<b>000H243-H</b>	AGGANCIO MASCHIO HARD 22 KG <i>Adjustable Fixing part 22 Kg</i>	<b>100</b>
	<b>000H243-S</b>	AGGANCIO MASCHIO SOFT 11 KG <i>Adjustable Fixing part 11 Kg</i>	<b>100</b>
	<b>000H245</b>	CLIP PER FISSAGGIO CENTRALE <i>Central Female Clip for universal profile</i>	<b>100</b>
	<b>000H246</b>	CLIP PER FISSAGGIO LATERALE <i>Lateral Female Clip</i>	<b>100</b>
	<b>000H253</b>	SQUADRETTA MONTAGGIO A BAIONETTA <i>Connector, bayonet mounting</i>	<b>100</b>

ACCESSORI / Accessories **SYSTEMA PARETE****000H250-M**
 MARCATORE PER AGGANCIO H243  
*Fixing jig for H243*
**100**MENSOLA / Shelf  
**400MM****000W105----15**
 COPPIA DI STAFFE CON REGGI RIPIANI PREMONTATI  
*Pair of brackets with shelf supports pre-assembled*
**10**MENSOLA / Shelf  
**400MM****000W105-1--15**
 STAFFA CENTRALE CON REGGI RIPIANI PREMONTATI  
*Central bracket with shelf supports pre-assembled*
**10**MENSOLA / Shelf  
**600MM****000W108----15**
 COPPIA DI STAFFE CON REGGI RIPIANI PREMONTATI  
*Pair of brackets with shelf supports pre-assembled*  
 Verniciate gofrato A05 / *Embossed painted A05*
**10****000W108----07**
 COPPIA DI STAFFE CON REGGI RIPIANI PREMONTATI  
*Pair of brackets with shelf supports pre-assembled*  
 Verniciate grigio scuro / *Dark Gray painted*
**10**MENSOLA / Shelf  
**600MM****000W108-1--15**
 STAFFA CENTRALE CON REGGI RIPIANI PREMONTATI  
*Central bracket with shelf supports pre-assembled*  
 Verniciate gofrato A05 / *Embossed painted A05*
**10****000W108-1--07**
 STAFFA CENTRALE CON REGGI RIPIANI PREMONTATI  
*Central bracket with shelf supports pre-assembled*  
 Verniciate grigio scuro / *Dark Gray painted*
**10****000W107----1**
 MENSOLA VERNICIATA L=900MM  
*Varnished shelf L=900mm*
**10****000W107-1--1**
 MENSOLA VERNICIATA L=1480MM  
*Varnished shelf L=1480mm*
**10**

## TEMAPARETE

### TEMAPARETE VERTICALE

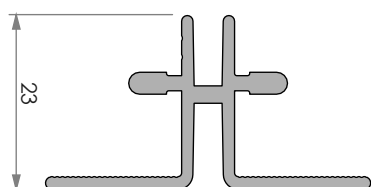
Disponibile nella versione verticale con ampia gamma di profili a cremagliera in alluminio che vengono inseriti lateralmente fra i diversi pannelli fissati a muro. Tutti gli accessori sono in lamiera verniciata ral 9006 e possono essere posizionati in modo molto semplice a qualsiasi altezza del profilo alluminio.

### VERTICAL TEMAPARETE

Available in the vertical version with a wide range of aluminium rack profiles inserted sideways between the different panels and fixed to the wall. All the accessories consist of ral 9006 varnished metal sheet, and can be positioned in a very simple way at any height on the aluminium profile.



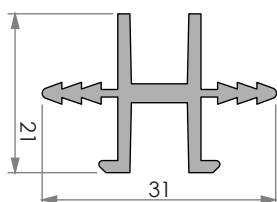
MONTAGGIO / Assembling



**010362.L300.51**

PROFILO ANODIZZATO NAT / Nat Anodized profile 3MT

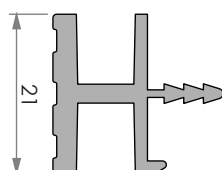
**10**



**010108.L300.51**

PROFILO ANODIZZATO NAT / Nat Anodized profile 3MT

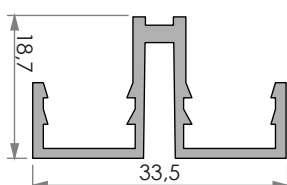
**10**



**010142.L300.51**

PROFILO ANODIZZATO NAT / Nat Anodized profile 3MT

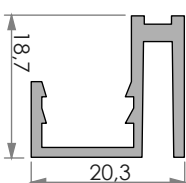
**10**



**010375.L300.51**

PROFILO ANODIZZATO NAT / Nat Anodized profile 3MT

**10**

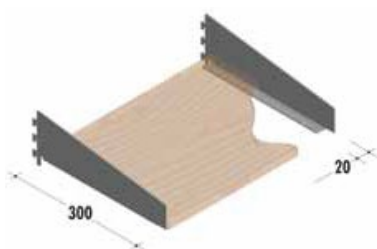


**010382.L300.51**

PROFILO ANODIZZATO NAT / Nat Anodized profile 3MT

**10**

TEMAPARETE



**000W036---15**

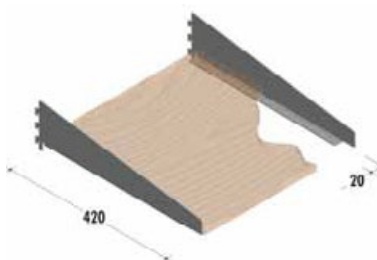
SPALLA MENSOLA LEGNO / *Wooden Shelf Holder* **DX**

**10**

**000W037---15**

SPALLA MENSOLA LEGNO / *Wooden Shelf Holder* **SX**

**10**



**000W038-1-15**

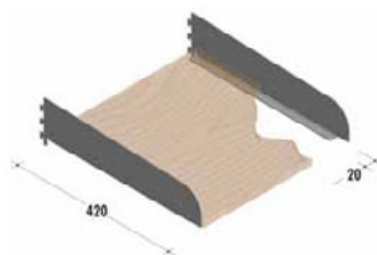
SPALLA MENSOLA LEGNO / *Wooden Shelf Holder* **DX**

**10**

**000W039-1-15**

SPALLA MENSOLA LEGNO / *Wooden Shelf Holder* **SX**

**10**



**000W040---15**

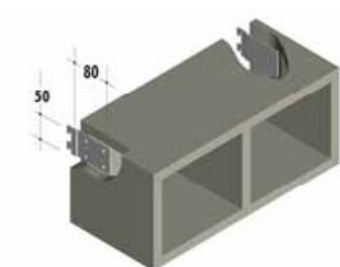
SPALLA MENSOLA LEGNO / *Wooden Shelf Holder* **DX**

**10**

**000W041---15**

SPALLA MENSOLA LEGNO / *Wooden Shelf Holder* **SX**

**10**



**000W042---15**

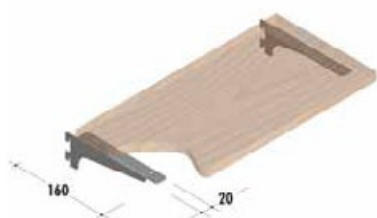
SUPPORTO UNIVERSALE / *Multipurpose Support* **DX**

**10**

**000W043---15**

SUPPORTO UNIVERSALE / *Multipurpose Support* **SX**

**10**



**000W044---15**

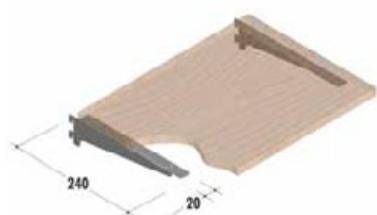
SUPPORTO MENSOLA LEGNO / *Wooden Shelf Holder* **DX**

**10**

**000W045---15**

SUPPORTO MENSOLA LEGNO / *Wooden Shelf Holder* **SX**

**10**



**000W046---15**

SUPPORTO MENSOLA LEGNO / *Wooden Shelf Holder* **DX**

**10**

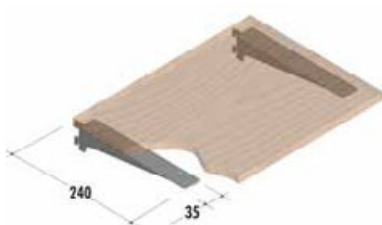
**000W047---15**

SUPPORTO MENSOLA LEGNO / *Wooden Shelf Holder* **SX**

**10**



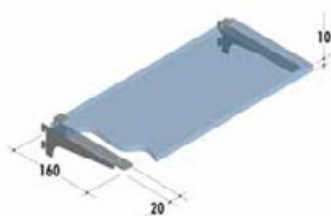
TEMAPARETE



**000W052---15**

SUPPORTO MENSOLA LEGNO / *Wooden Shelf Holder*

**10**



**000W055---15**

SUPPORTO MENSOLA VETRO / *Glass Shelf Holder DX*

**10**

**000W056---15**

SUPPORTO MENSOLA VETRO / *Glass Shelf Holder SX*

**10**



**010183.L300.53**

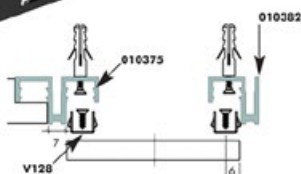
MINICRETAGLIA ALLUMINIO / *Mini Rack Aluminium 3mt*

**10**

**A2.30.002156**

SQUADRETTA ALLUMINIO / *Shelf*

**100**



**000V128---0**

CLIP ALLUMINIO PER PROFILI 010375 e 010382  
*Aluminium Clips for 010375 and 010382 profile*

**100**

# ALL THE FURNITURE HARDWARE



## **POZZI** ferramenta


Più di 30.000 articoli commercializzati per il settore della ferramenta per mobili con oltre 64 paesi serviti.  
*More than 30.000 products marketed of furniture accessories with over 64 countries served.*

## **SH** System Holz

Produttore specializzato nello sviluppo di cerniere per mobili, sistemi scorrevoli e profili e ante in alluminio.  
*Manufacturer specialized in the development of hinges for furniture, sliding systems and aluminium doors and profile.*

## **QS** OXIDAL SYSTEM

Leader nella pulitura e ossidazione anodica di particolari in alluminio con 37 vasche e 2 forni di asciugatura.  
*Leading company in any type of surface treatment on aluminium materials, with 37 baths and 2 drying ovens.*



# **SH System Holz**

**SYSTEM HOLZ SRL**

Via Valsorda, n.6  
22040 Cremnago di Inverigo, (CO) ITALY  
Tel. +39 031 6949111 - Fax. +39 031 698073  
infosh@gruppopozzi.it - www.gruppopozzi.it



**Gruppo Pozzi**